

OPEN -- Overall Stage Results

GBG Open 2010 - Putte Memorial

Printed juni 13, 2010 at 20:04



Stage 2 -- Station 2

| | PTS | TIME | HIT FACTOR | STAGE POINTS | STAGE PERCENT | COMPETITOR # Name | |
|----|-----|-------|---------------|-----------------|------------------|-------------------------|--------|
| 1 | 78 | 9,20 | 8,4783 | 80,0000 | 100,00 | 61 Hansen, Johan | 78 |
| 2 | 78 | 9,46 | 8,2452 | 77,8013 | 97,25 | 4 Lee, Kyrre | |
| 3 | 77 | 9,45 | 8,1481 | 76,8851 | 96,11 | 116 Sandås, Frank | |
| 4 | 78 | 10,11 | 7,7151 | 72,7992 | 91,00 | 81 Solberg, Richard | |
| 5 | 78 | 10,54 | 7,4004 | 69,8292 | 87,29 | 59 Skoog, Larstony | 538 |
| 6 | 79 | 10,68 | 7,3970 | 69,7974 | 87,25 | 104 Haugli, Steinar | |
| 7 | 78 | 11,28 | 6,9149 | 65,2482 | 81,56 | 83 Johanstad, Tåle | |
| 8 | 76 | 11,21 | 6,7797 | 63,9722 | 79,97 | 108 Reyes, Johnny | |
| 9 | 60 | 9,15 | 6,5574 | 61,8747 | 77,34 | 67 Loe, Hans Roger | |
| 10 | 74 | 11,46 | 6,4572 | 60,9299 | 76,16 | 123 Andersson, Robert | 720 |
| 11 | 75 | 11,87 | 6,3184 | 59,6202 | 74,53 | 91 Jacobsen, Jostein | |
| 12 | 75 | 11,87 | 6,3184 | 59,6202 | 74,53 | 82 Johansen, Are | |
| 13 | 79 | 12,63 | 6,2549 | 59,0211 | 73,78 | 135 Bäckström, Mats | 1462 O |
| 14 | 75 | 12,06 | 6,2189 | 58,6810 | 73,35 | 124 Larning, Bjarne | 1191 |
| 15 | 78 | 12,62 | 6,1807 | 58,3201 | 72,90 | 62 Schön, Marianne | 985 |
| 16 | 75 | 12,24 | 6,1275 | 57,8180 | 72,27 | 125 Nordberg, Johan | 278 |
| 17 | 72 | 12,65 | 5,6917 | 53,7063 | 67,13 | 17 Werner, Carl-Erik | 1033 |
| 18 | 77 | 13,59 | 5,6659 | 53,4631 | 66,83 | 94 Sörensen, Karsten | |
| 19 | 79 | 13,95 | 5,6631 | 53,4363 | 66,80 | 47 Eliassen, Trond | |
| 20 | 79 | 14,63 | 5,3999 | 50,9526 | 63,69 | 107 Sparby, Frank | |
| 21 | 75 | 14,35 | 5,2265 | 49,3165 | 61,65 | 26 Kosola, Vesa | |
| 22 | 73 | 14,30 | 5,1049 | 48,1693 | 60,21 | 45 Micaelsen, Ola | |
| 23 | 75 | 14,93 | 5,0234 | 47,4007 | 59,25 | 167 Molin, Marcus | 1193 |
| 24 | 73 | 15,09 | 4,8376 | 45,6475 | 57,06 | 134 Larsson, Peter | 1518 |
| 25 | 74 | 15,37 | 4,8146 | 45,4298 | 56,79 | 132 Andersson, Robert | |
| 26 | 60 | 12,61 | 4,7581 | 44,8972 | 56,12 | 168 Friberg, Glenn | 1036 |
| 27 | 71 | 15,76 | 4,5051 | 42,5094 | 53,14 | 114 Svendsen, K.B. | |
| 28 | 77 | 17,75 | 4,3380 | 40,9332 | 51,17 | 85 Glesnes, Kenneth | |
| 29 | 75 | 18,59 | 4,0344 | 38,0684 | 47,59 | 99 Ruohonen, Tony | |
| 30 | 71 | 17,79 | 3,9910 | 37,6587 | 47,07 | 90 Christiansen, Anders | |
| 31 | 78 | 22,95 | 3,3987 | 32,0697 | 40,09 | 119 Wiel, Elisabeth | |
| 32 | 71 | 22,24 | 3,1924 | 30,1236 | 37,65 | 156 Ståhl, David | 1638 |
| 33 | 78 | 25,75 | 3,0291 | 28,5825 | 35,73 | 145 Nilsson, Claes | |
| 34 | 64 | 31,26 | 2,0473 | 19,3185 | 24,15 | 152 Persson, Ola | |
| 35 | 41 | 26,33 | 1,5572 | 14,6932 | 18,37 | 101 Johansson, Tore | 874 |
| 36 | 43 | 30,00 | 1,4333 | 13,5248 | 16,91 | 138 Forslund, Tony | 1511 |

STANDARD -- Overall Stage Results

GBG Open 2010 - Putte Memorial

Printed juni 13, 2010 at 20:04



Stage 2 -- Station 2

| | PTS | TIME | HIT FACTOR | STAGE POINTS | STAGE PERCENT | COMPETITOR # Name | |
|----|-----|-------|---------------|-----------------|------------------|--------------------------|------|
| 1 | 74 | 11,95 | 6,1925 | 80,0000 | 100,00 | 37 Lundberg, Klas | 947 |
| 2 | 75 | 14,39 | 5,2120 | 67,3328 | 84,17 | 112 Marjoniemi, Esa | |
| 3 | 72 | 14,04 | 5,1282 | 66,2509 | 82,81 | 38 Lundberg, Sven | 948 |
| 4 | 74 | 14,61 | 5,0650 | 65,4346 | 81,79 | 53 Kastell, Peter | |
| 5 | 70 | 13,89 | 5,0396 | 65,1061 | 81,38 | 8 Dahlman, Roland | 1297 |
| 6 | 77 | 16,13 | 4,7737 | 61,6712 | 77,09 | 93 Rudensten, Joakim | 528 |
| 7 | 76 | 16,41 | 4,6313 | 59,8317 | 74,79 | 70 Sjöholm, Hans-Erik | 344 |
| 8 | 78 | 17,57 | 4,4394 | 57,3521 | 71,69 | 2 Rosenblad, Jari | |
| 9 | 76 | 17,66 | 4,3035 | 55,5967 | 69,50 | 150 Östling, Mikael | 1546 |
| 10 | 76 | 18,23 | 4,1690 | 53,8584 | 67,32 | 118 Nakling, Hilde | |
| 11 | 75 | 18,00 | 4,1667 | 53,8288 | 67,29 | 12 Schieck, Peter | |
| 12 | 74 | 17,89 | 4,1364 | 53,4377 | 66,80 | 97 Olander, Micke | 1124 |
| 13 | 69 | 18,15 | 3,8017 | 49,1132 | 61,39 | 151 Arabäck, Niklas | |
| 14 | 76 | 20,14 | 3,7736 | 48,7506 | 60,94 | 162 Persson, Gustav | |
| 15 | 71 | 19,10 | 3,7173 | 48,0232 | 60,03 | 117 Kråkø, Lene | |
| 16 | 70 | 19,29 | 3,6288 | 46,8805 | 58,60 | 68 Persson, John | 1468 |
| 17 | 77 | 23,47 | 3,2808 | 42,3842 | 52,98 | 155 Swanmark, Johan | |
| 18 | 70 | 21,65 | 3,2333 | 41,7702 | 52,21 | 10 Parasidis, Matheos | 1422 |
| 19 | 74 | 23,24 | 3,1842 | 41,1360 | 51,42 | 126 Sandberg, Jens | |
| 20 | 53 | 19,63 | 2,6999 | 34,8804 | 43,60 | 146 Andersson, Christer | 1517 |
| 21 | 60 | 23,48 | 2,5554 | 33,0126 | 41,27 | 56 Edfeldt, Vincent | |
| 22 | 74 | 34,53 | 2,1431 | 27,6861 | 34,61 | 55 Edfeldt, Kattis | 933 |
| 23 | 68 | 31,86 | 2,1343 | 27,5733 | 34,47 | 32 Jansson, Henrik | 1602 |
| 24 | 55 | 28,67 | 1,9184 | 24,7834 | 30,98 | 166 Andersen, Peter Munk | |
| 25 | 38 | 24,02 | 1,5820 | 20,4379 | 25,55 | 3 Miklaheim, Fredrik | 827 |
| 26 | 25 | 21,10 | 1,1848 | 15,3068 | 19,13 | 144 Söderén, Lars-Erik | 1642 |
| 27 | 53 | 53,75 | 0,9860 | 12,7387 | 15,92 | 158 Kilén, Teresa | |
| 28 | 1 | 22,56 | 0,0443 | 0,5726 | 0,72 | 136 Holmberg, Daniel | |
| 29 | 0 | 45,02 | 0,0000 | 0,0000 | 0,00 | 98 Basic, Susan | 1287 |

PRODUCTION -- Overall Stage Results

GBG Open 2010 - Putte Memorial

Printed juni 13, 2010 at 20:04



Stage 2 -- Station 2

| | PTS | TIME | HIT FACTOR | STAGE POINTS | STAGE PERCENT | COMPETITOR # Name |
|----|-----|-------|---------------|-----------------|------------------|-----------------------------|
| 1 | 74 | 12,44 | 5,9486 | 80,0000 | 100,00 | 21 Wildemo, Fredrik 1101 |
| 2 | 72 | 12,25 | 5,8776 | 79,0451 | 98,81 | 50 Strengnes, Odd |
| 3 | 76 | 13,00 | 5,8462 | 78,6229 | 98,28 | 51 Kvarsnes, Hans Petter |
| 4 | 74 | 12,95 | 5,7143 | 76,8494 | 96,06 | 58 Andersson, Jörgen 775 |
| 5 | 76 | 13,59 | 5,5923 | 75,2095 | 94,01 | 121 Hagemann, Lars |
| 6 | 63 | 11,48 | 5,4878 | 73,8036 | 92,25 | 33 Ekstedt, Stefan 215 |
| 7 | 74 | 13,50 | 5,4815 | 73,7185 | 92,15 | 6 Klöv, Morten |
| 8 | 74 | 14,18 | 5,2186 | 70,1834 | 87,73 | 77 Karlsson, Peter 1264 |
| 9 | 64 | 12,49 | 5,1241 | 68,9122 | 86,14 | 18 Hjelm, Tommy 634 |
| 10 | 72 | 14,14 | 5,0919 | 68,4797 | 85,60 | 137 Johannesson, Stefan 288 |
| 11 | 70 | 14,02 | 4,9929 | 67,1473 | 83,93 | 66 Lutcherath, Øystein |
| 12 | 66 | 13,29 | 4,9661 | 66,7879 | 83,48 | 52 Nousiainen, Lauri |
| 13 | 62 | 12,50 | 4,9600 | 66,7053 | 83,38 | 69 Rømer, Jack |
| 14 | 66 | 13,44 | 4,9107 | 66,0425 | 82,55 | 111 Mckeown, Timo |
| 15 | 68 | 14,12 | 4,8159 | 64,7669 | 80,96 | 141 Gyllenberg, Rasmus 1355 |
| 16 | 80 | 16,65 | 4,8048 | 64,6181 | 80,77 | 20 Säkki, Kristian 1273 |
| 17 | 68 | 14,24 | 4,7753 | 64,2211 | 80,28 | 148 Marklund, Tord 1672 |
| 18 | 68 | 14,35 | 4,7387 | 63,7288 | 79,66 | 23 Svedberg, Peter 431 |
| 19 | 72 | 15,25 | 4,7213 | 63,4953 | 79,37 | 84 Stangvik, Kent 1244 |
| 20 | 70 | 15,41 | 4,5425 | 61,0905 | 76,36 | 102 Jacobsson, Fredrik |
| 21 | 70 | 15,42 | 4,5396 | 61,0509 | 76,31 | 92 Berntsson, Henrik |
| 22 | 78 | 17,22 | 4,5296 | 60,9172 | 76,15 | 14 Larsen, Søren W |
| 23 | 66 | 14,83 | 4,4504 | 59,8524 | 74,82 | 31 Karp, Roger |
| 24 | 72 | 16,87 | 4,2679 | 57,3979 | 71,75 | 7 Appelkvist, Magnus 1435 |
| 25 | 78 | 18,81 | 4,1467 | 55,7679 | 69,71 | 29 Schiefke, Gerhard |
| 26 | 64 | 15,58 | 4,1078 | 55,2448 | 69,06 | 120 Johansson, Mikael 1279 |
| 27 | 66 | 16,10 | 4,0994 | 55,1311 | 68,91 | 5 Norman, Cathrine |
| 28 | 70 | 17,43 | 4,0161 | 54,0106 | 67,51 | 131 Rasmussen, Per-Ola 1194 |
| 29 | 66 | 17,04 | 3,8732 | 52,0898 | 65,11 | 49 Ström, Simen Meyenberg |
| 30 | 72 | 18,67 | 3,8565 | 51,8641 | 64,83 | 64 Markgren, Mikael 1471 |
| 31 | 57 | 14,91 | 3,8229 | 51,4133 | 64,27 | 95 Davis, Peter |
| 32 | 74 | 19,44 | 3,8066 | 51,1934 | 63,99 | 142 Wendelklint, Tony 1553 |
| 33 | 76 | 19,98 | 3,8038 | 51,1560 | 63,95 | 72 Ahlbeck, Johan |
| 34 | 78 | 20,83 | 3,7446 | 50,3598 | 62,95 | 79 Landin, Peter 1655 |
| 35 | 59 | 16,05 | 3,6760 | 49,4374 | 61,80 | 27 Rönqvist, Mickael |
| 36 | 72 | 19,93 | 3,6126 | 48,5852 | 60,73 | 96 Erni, Martin |
| 37 | 72 | 19,97 | 3,6054 | 48,4879 | 60,61 | 76 Forsling, Per 987 |
| 38 | 68 | 19,05 | 3,5696 | 48,0057 | 60,01 | 65 Jensen, Christian D |
| 39 | 66 | 18,93 | 3,4865 | 46,8891 | 58,61 | 133 Wennerbom, Anders 1519 |
| 40 | 66 | 18,96 | 3,4810 | 46,8149 | 58,52 | 71 Lauritzen, Lars |
| 41 | 58 | 16,69 | 3,4751 | 46,7359 | 58,42 | 63 Heidelberg, Carsten |
| 42 | 76 | 22,23 | 3,4188 | 45,9783 | 57,47 | 139 Karlsson, Mats 1624 |
| 43 | 70 | 20,64 | 3,3915 | 45,6107 | 57,01 | 165 Hansen, Gert E |
| 44 | 72 | 21,71 | 3,3164 | 44,6017 | 55,75 | 130 Andersson, Magnus Texas |
| 45 | 49 | 14,89 | 3,2908 | 44,2568 | 55,32 | 140 Christensen, Nicklas |
| 46 | 76 | 23,10 | 3,2900 | 44,2466 | 55,31 | 100 Svensson, Tobias |

PRODUCTION -- Overall Stage Results

GBG Open 2010 - Putte Memorial

Printed juni 13, 2010 at 20:04



Stage 2 -- Station 2

| | PTS | TIME | HIT FACTOR | STAGE POINTS | STAGE PERCENT | COMPETITOR # Name |
|----|-----|-------|---------------|-----------------|------------------|----------------------------|
| 47 | 72 | 21,97 | 3,2772 | 44,0739 | 55,09 | 103 Plantin, Fredrik |
| 48 | 72 | 22,06 | 3,2638 | 43,8940 | 54,87 | 128 Larsson, Ulf |
| 49 | 76 | 24,16 | 3,1457 | 42,3054 | 52,88 | 163 Johansson, Daniel |
| 50 | 72 | 23,11 | 3,1155 | 41,8997 | 52,37 | 159 Kilén, Lars |
| 51 | 74 | 24,10 | 3,0705 | 41,2946 | 51,62 | 48 Johansson, Peter |
| 52 | 51 | 16,63 | 3,0667 | 41,2436 | 51,55 | 122 Andersson, Jörgen K |
| 53 | 55 | 18,31 | 3,0038 | 40,3974 | 50,50 | 153 Nilsson, Jörgen |
| 54 | 59 | 20,09 | 2,9368 | 39,4958 | 49,37 | 9 Johansson, Håkan |
| 55 | 66 | 22,53 | 2,9294 | 39,3968 | 49,25 | 78 Vuolevi, Tommi |
| 56 | 72 | 24,68 | 2,9173 | 39,2343 | 49,04 | 143 Dahl, Bengt |
| 57 | 55 | 19,01 | 2,8932 | 38,9098 | 48,64 | 60 Saxhøj, Ulrik |
| 58 | 70 | 24,32 | 2,8783 | 38,7091 | 48,39 | 42 Nordlund, Thomas |
| 59 | 51 | 17,80 | 2,8652 | 38,5326 | 48,17 | 147 Friberg, Johan |
| 60 | 70 | 24,66 | 2,8386 | 38,1754 | 47,72 | 13 Luckman, Rasmus 1588 |
| 61 | 66 | 23,40 | 2,8205 | 37,9321 | 47,42 | 75 Owe, Geir |
| 62 | 62 | 22,67 | 2,7349 | 36,7806 | 45,98 | 35 Hellström, Tomas 1636 |
| 63 | 45 | 16,96 | 2,6533 | 35,6833 | 44,60 | 74 Roos, Gunnar |
| 64 | 50 | 19,18 | 2,6069 | 35,0590 | 43,82 | 115 Rigrup, Jørgen |
| 65 | 51 | 20,60 | 2,4757 | 33,2952 | 41,62 | 105 Bakken, Jorn |
| 66 | 55 | 23,40 | 2,3504 | 31,6101 | 39,51 | 110 Franzen, Anders 1671 |
| 67 | 40 | 17,47 | 2,2896 | 30,7926 | 38,49 | 36 Nilsson, Tomas 1716 |
| 68 | 38 | 17,25 | 2,2029 | 29,6260 | 37,03 | 30 Johansson, Uno 1201 |
| 69 | 78 | 36,47 | 2,1387 | 28,7632 | 35,95 | 87 Berg, Yvonne 1319 |
| 70 | 66 | 30,87 | 2,1380 | 28,7532 | 35,94 | 149 Lindström, Angelica |
| 71 | 55 | 28,25 | 1,9469 | 26,1832 | 32,73 | 1 Hildonen, Knut-Inge |
| 72 | 55 | 28,76 | 1,9124 | 25,7189 | 32,15 | 154 Hessling, Per-Erik |
| 73 | 64 | 33,59 | 1,9053 | 25,6241 | 32,03 | 113 Westerlund, Roger 1697 |
| 74 | 53 | 28,62 | 1,8519 | 24,9049 | 31,13 | 157 Bäckström, Odd |
| 75 | 36 | 19,82 | 1,8163 | 24,4274 | 30,53 | 40 Oskarsson, Tina 1677 |
| 76 | 72 | 40,99 | 1,7565 | 23,6229 | 29,53 | 88 Samuelsson, Weine 1703 |
| 77 | 55 | 34,64 | 1,5878 | 21,3532 | 26,69 | 127 Dohmen, Sofia |
| 78 | 34 | 24,97 | 1,3616 | 18,3121 | 22,89 | 161 Fransson, Andreas |
| 79 | 27 | 36,74 | 0,7349 | 9,8833 | 12,35 | 129 Lundström, Magnus |

REVOLVER (STANDARD) -- Overall Stage Results

GBG Open 2010 - Putte Memorial

Printed juni 13, 2010 at 20:04



Stage 2 -- Station 2

| | PTS | TIME | HIT FACTOR | STAGE POINTS | STAGE PERCENT | COMPETITOR # Name |
|---|-----|-------|---------------|-----------------|------------------|---------------------------|
| 1 | 78 | 19,78 | 3,9434 | 80,0000 | 100,00 | 80 Lindfors, Anders 1406 |
| 2 | 76 | 21,76 | 3,4926 | 70,8560 | 88,57 | 54 Edfeldt, Ivar |
| 3 | 78 | 23,26 | 3,3534 | 68,0310 | 85,04 | 34 Linskog, Olle Bas 1613 |
| 4 | 78 | 28,57 | 2,7301 | 55,3868 | 69,23 | 44 Nilsson, Ola 1211 |
| 5 | 63 | 28,44 | 2,2152 | 44,9400 | 56,17 | 106 Björk, Jonas 1753 |

OPEN -- Overall Stage Results

GBG Open 2010 - Putte Memorial

Printed juni 13, 2010 at 20:04



Stage 3 -- Station 3

| | PTS | TIME | HIT FACTOR | STAGE POINTS | STAGE PERCENT | COMPETITOR # Name | |
|----|-----|-------|---------------|-----------------|------------------|-------------------------|--------|
| 1 | 157 | 17,44 | 9,0023 | 160,0000 | 100,00 | 59 Skoog, Larstony | 538 |
| 2 | 153 | 17,72 | 8,6343 | 153,4598 | 95,91 | 125 Nordberg, Johan | 278 |
| 3 | 150 | 17,99 | 8,3380 | 148,1927 | 92,62 | 61 Hansen, Johan | 78 |
| 4 | 148 | 18,53 | 7,9870 | 141,9558 | 88,72 | 104 Haugli, Steinar | |
| 5 | 149 | 19,27 | 7,7322 | 137,4268 | 85,89 | 99 Ruohonen, Tony | |
| 6 | 158 | 20,71 | 7,6292 | 135,5950 | 84,75 | 135 Bäckström, Mats | 1462 O |
| 7 | 150 | 19,85 | 7,5567 | 134,3067 | 83,94 | 116 Sandås, Frank | |
| 8 | 136 | 18,18 | 7,4807 | 132,9572 | 83,10 | 4 Lee, Kyrre | |
| 9 | 151 | 20,47 | 7,3766 | 131,1070 | 81,94 | 67 Loe, Hans Roger | |
| 10 | 141 | 19,37 | 7,2793 | 129,3768 | 80,86 | 81 Solberg, Richard | |
| 11 | 150 | 20,87 | 7,1874 | 127,7426 | 79,84 | 124 Larning, Bjarne | 1191 |
| 12 | 151 | 21,55 | 7,0070 | 124,5364 | 77,84 | 107 Sparby, Frank | |
| 13 | 152 | 21,77 | 6,9821 | 124,0943 | 77,56 | 82 Johansen, Are | |
| 14 | 147 | 21,68 | 6,7804 | 120,5105 | 75,32 | 45 Micaelsen, Ola | |
| 15 | 150 | 22,27 | 6,7355 | 119,7120 | 74,82 | 119 Wiel, Elisabeth | |
| 16 | 146 | 21,84 | 6,6850 | 118,8138 | 74,26 | 83 Johanstad, Tåle | |
| 17 | 156 | 23,46 | 6,6496 | 118,1853 | 73,87 | 26 Kosola, Vesa | |
| 18 | 143 | 21,68 | 6,5959 | 117,2313 | 73,27 | 134 Larsson, Peter | 1518 |
| 19 | 146 | 22,19 | 6,5795 | 116,9398 | 73,09 | 47 Eliassen, Trond | |
| 20 | 138 | 21,31 | 6,4758 | 115,0966 | 71,94 | 91 Jacobsen, Jostein | |
| 21 | 151 | 23,44 | 6,4420 | 114,4949 | 71,56 | 94 Sörensen, Karsten | |
| 22 | 124 | 19,28 | 6,4315 | 114,3093 | 71,44 | 168 Friberg, Glenn | 1036 |
| 23 | 154 | 24,06 | 6,4007 | 113,7606 | 71,10 | 108 Reyes, Johnny | |
| 24 | 140 | 22,08 | 6,3406 | 112,6927 | 70,43 | 167 Molin, Marcus | 1193 |
| 25 | 147 | 23,92 | 6,1455 | 109,2252 | 68,27 | 85 Glesnes, Kenneth | |
| 26 | 149 | 24,57 | 6,0643 | 107,7824 | 67,36 | 62 Schön, Marianne | 985 |
| 27 | 145 | 24,43 | 5,9353 | 105,4900 | 65,93 | 114 Svendsen, K.B. | |
| 28 | 138 | 25,00 | 5,5200 | 98,1083 | 61,32 | 123 Andersson, Robert | 720 |
| 29 | 127 | 23,02 | 5,5169 | 98,0540 | 61,28 | 132 Andersson, Robert | |
| 30 | 142 | 26,22 | 5,4157 | 96,2548 | 60,16 | 17 Werner, Carl-Erik | 1033 |
| 31 | 152 | 32,85 | 4,6271 | 82,2385 | 51,40 | 145 Nilsson, Claes | |
| 32 | 154 | 33,76 | 4,5616 | 81,0746 | 50,67 | 156 Ståhl, David | 1638 |
| 33 | 156 | 43,78 | 3,5633 | 63,3309 | 39,58 | 90 Christiansen, Anders | |
| 34 | 139 | 50,11 | 2,7739 | 49,3012 | 30,81 | 101 Johansson, Tore | 874 |
| 35 | 144 | 56,58 | 2,5451 | 45,2341 | 28,27 | 152 Persson, Ola | |

STANDARD -- Overall Stage Results

GBG Open 2010 - Putte Memorial

Printed juni 13, 2010 at 20:04



Stage 3 -- Station 3

| | PTS | TIME | HIT FACTOR | STAGE POINTS | STAGE PERCENT | COMPETITOR # Name | |
|----|-----|-------|---------------|-----------------|------------------|--------------------------|------|
| 1 | 148 | 20,39 | 7,2585 | 160,0000 | 100,00 | 8 Dahlman, Roland | 1297 |
| 2 | 154 | 22,06 | 6,9810 | 153,8830 | 96,18 | 112 Marjoniemi, Esa | |
| 3 | 152 | 22,28 | 6,8223 | 150,3848 | 93,99 | 136 Holmberg, Daniel | |
| 4 | 133 | 19,60 | 6,7857 | 149,5791 | 93,49 | 38 Lundberg, Sven | 948 |
| 5 | 138 | 20,50 | 6,7317 | 148,3887 | 92,74 | 37 Lundberg, Klas | 947 |
| 6 | 145 | 22,00 | 6,5909 | 145,2850 | 90,80 | 150 Östling, Mikael | 1546 |
| 7 | 147 | 25,30 | 5,8103 | 128,0773 | 80,05 | 12 Schieck, Peter | |
| 8 | 153 | 26,42 | 5,7911 | 127,6539 | 79,78 | 117 Kråkø, Lene | |
| 9 | 112 | 19,44 | 5,7613 | 126,9981 | 79,37 | 53 Kastell, Peter | |
| 10 | 130 | 22,69 | 5,7294 | 126,2945 | 78,93 | 2 Rosenblad, Jari | |
| 11 | 146 | 25,98 | 5,6197 | 123,8766 | 77,42 | 146 Andersson, Christer | 1517 |
| 12 | 142 | 26,09 | 5,4427 | 119,9747 | 74,98 | 3 Miklaheim, Fredrik | 827 |
| 13 | 141 | 26,16 | 5,3899 | 118,8111 | 74,26 | 126 Sandberg, Jens | |
| 14 | 129 | 24,62 | 5,2396 | 115,4987 | 72,19 | 56 Edfeldt, Vincent | |
| 15 | 124 | 24,42 | 5,0778 | 111,9313 | 69,96 | 97 Olander, Micke | 1124 |
| 16 | 150 | 29,68 | 5,0539 | 111,4045 | 69,63 | 118 Nakling, Hilde | |
| 17 | 136 | 27,05 | 5,0277 | 110,8274 | 69,27 | 70 Sjöholm, Hans-Erik | 344 |
| 18 | 127 | 25,77 | 4,9282 | 108,6338 | 67,90 | 151 Arabäck, Niklas | |
| 19 | 152 | 30,92 | 4,9159 | 108,3626 | 67,73 | 10 Parasidis, Matheos | 1422 |
| 20 | 152 | 31,31 | 4,8547 | 107,0129 | 66,88 | 155 Swanmark, Johan | |
| 21 | 138 | 28,67 | 4,8134 | 106,1028 | 66,31 | 93 Rudensten, Joakim | 528 |
| 22 | 148 | 32,79 | 4,5136 | 99,4938 | 62,18 | 32 Jansson, Henrik | 1602 |
| 23 | 150 | 35,67 | 4,2052 | 92,6966 | 57,94 | 144 Söderén, Lars-Erik | 1642 |
| 24 | 153 | 36,41 | 4,2021 | 92,6288 | 57,89 | 68 Persson, John | 1468 |
| 25 | 142 | 34,72 | 4,0899 | 90,1538 | 56,35 | 166 Andersen, Peter Munk | |
| 26 | 152 | 43,65 | 3,4822 | 76,7600 | 47,97 | 55 Edfeldt, Kattis | 933 |
| 27 | 155 | 53,98 | 2,8714 | 63,2957 | 39,56 | 98 Basic, Susan | 1287 |
| 28 | 98 | 34,67 | 2,8267 | 62,3086 | 38,94 | 162 Persson, Gustav | |
| 29 | 51 | 70,74 | 0,7210 | 15,8921 | 9,93 | 158 Kilén, Teresa | |

PRODUCTION -- Overall Stage Results

GBG Open 2010 - Putte Memorial

Printed juni 13, 2010 at 20:04



Stage 3 -- Station 3

| | PTS | TIME | HIT FACTOR | STAGE POINTS | STAGE PERCENT | COMPETITOR # Name | |
|----|-----|-------|---------------|-----------------|------------------|---------------------------|------|
| 1 | 154 | 20,93 | 7,3579 | 160,0000 | 100,00 | 141 Gyllenberg, Rasmus | 1355 |
| 2 | 148 | 20,78 | 7,1222 | 154,8762 | 96,80 | 21 Wildemo, Fredrik | 1101 |
| 3 | 150 | 21,07 | 7,1191 | 154,8086 | 96,76 | 52 Nousiainen, Lauri | |
| 4 | 150 | 22,26 | 6,7385 | 146,5327 | 91,58 | 69 Rømer, Jack | |
| 5 | 146 | 22,10 | 6,6063 | 143,6577 | 89,79 | 23 Svedberg, Peter | 431 |
| 6 | 152 | 24,36 | 6,2397 | 135,6859 | 84,80 | 51 Kvarsnes, Hans Petter | |
| 7 | 142 | 22,76 | 6,2390 | 135,6702 | 84,79 | 111 Mckeown, Timo | |
| 8 | 154 | 24,75 | 6,2222 | 135,3051 | 84,57 | 58 Andersson, Jörgen | 775 |
| 9 | 146 | 23,51 | 6,2101 | 135,0420 | 84,40 | 121 Hagemann, Lars | |
| 10 | 142 | 22,89 | 6,2036 | 134,8997 | 84,31 | 7 Appelkvist, Magnus | 1435 |
| 11 | 150 | 24,27 | 6,1805 | 134,3971 | 84,00 | 18 Hjelm, Tommy | 634 |
| 12 | 146 | 23,71 | 6,1577 | 133,9028 | 83,69 | 50 Strengnes, Odd | |
| 13 | 150 | 24,61 | 6,0951 | 132,5403 | 82,84 | 6 Klöv, Morten | |
| 14 | 150 | 24,94 | 6,0144 | 130,7866 | 81,74 | 65 Jensen, Christian D | |
| 15 | 121 | 20,88 | 5,7950 | 126,0153 | 78,76 | 33 Ekstedt, Stefan | 215 |
| 16 | 152 | 26,28 | 5,7839 | 125,7728 | 78,61 | 66 Lutcherath, Øystein | |
| 17 | 146 | 25,34 | 5,7616 | 125,2895 | 78,31 | 27 Rönqvist, Mickael | |
| 18 | 144 | 25,09 | 5,7393 | 124,8045 | 78,00 | 92 Berntsson, Henrik | |
| 19 | 135 | 23,81 | 5,6699 | 123,2943 | 77,06 | 148 Marklund, Tord | 1672 |
| 20 | 109 | 19,47 | 5,5984 | 121,7388 | 76,09 | 131 Rasmussen, Per-Ola | 1194 |
| 21 | 144 | 25,79 | 5,5836 | 121,4170 | 75,89 | 14 Larsen, Søren W | |
| 22 | 152 | 27,55 | 5,5172 | 119,9749 | 74,98 | 76 Forsling, Per | 987 |
| 23 | 128 | 23,32 | 5,4889 | 119,3575 | 74,60 | 5 Norman, Cathrine | |
| 24 | 146 | 26,84 | 5,4396 | 118,2875 | 73,93 | 120 Johansson, Mikael | 1279 |
| 25 | 128 | 23,76 | 5,3872 | 117,1472 | 73,22 | 20 Säkki, Kristian | 1273 |
| 26 | 110 | 20,58 | 5,3450 | 116,2293 | 72,64 | 31 Karp, Roger | |
| 27 | 150 | 28,09 | 5,3400 | 116,1203 | 72,58 | 63 Heidelberg, Carsten | |
| 28 | 142 | 26,98 | 5,2632 | 114,4498 | 71,53 | 71 Lauritzen, Lars | |
| 29 | 156 | 29,77 | 5,2402 | 113,9500 | 71,22 | 102 Jacobsson, Fredrik | |
| 30 | 150 | 28,98 | 5,1760 | 112,5541 | 70,35 | 30 Johansson, Uno | 1201 |
| 31 | 140 | 27,41 | 5,1076 | 111,0676 | 69,42 | 77 Karlsson, Peter | 1264 |
| 32 | 148 | 29,02 | 5,0999 | 110,9003 | 69,31 | 64 Markgren, Mikael | 1471 |
| 33 | 131 | 25,71 | 5,0953 | 110,7995 | 69,25 | 110 Franzen, Anders | 1671 |
| 34 | 140 | 27,60 | 5,0725 | 110,3030 | 68,94 | 122 Andersson, Jörgen K | |
| 35 | 150 | 29,62 | 5,0641 | 110,1222 | 68,83 | 96 Erni, Martin | |
| 36 | 144 | 28,82 | 4,9965 | 108,6518 | 67,91 | 105 Bakken, Jorn | |
| 37 | 118 | 23,77 | 4,9642 | 107,9497 | 67,47 | 84 Stangvik, Kent | 1244 |
| 38 | 140 | 28,43 | 4,9244 | 107,0828 | 66,93 | 74 Roos, Gunnar | |
| 39 | 132 | 27,06 | 4,8780 | 106,0754 | 66,30 | 72 Ahlbeck, Johan | |
| 40 | 140 | 28,95 | 4,8359 | 105,1594 | 65,72 | 1 Hildonen, Knut-Inge | |
| 41 | 123 | 25,49 | 4,8254 | 104,9310 | 65,58 | 95 Davis, Peter | |
| 42 | 144 | 29,98 | 4,8032 | 104,4478 | 65,28 | 49 Ström, Simen Meyenberg | |
| 43 | 140 | 29,15 | 4,8027 | 104,4379 | 65,27 | 78 Vuolevi, Tommi | |
| 44 | 158 | 32,94 | 4,7966 | 104,3042 | 65,19 | 79 Landin, Peter | 1655 |
| 45 | 136 | 28,70 | 4,7387 | 103,0447 | 64,40 | 142 Wendelklint, Tony | 1553 |
| 46 | 115 | 24,38 | 4,7170 | 102,5729 | 64,11 | 115 Rigtrup, Jørgen | |

PRODUCTION -- Overall Stage Results

GBG Open 2010 - Putte Memorial

Printed juni 13, 2010 at 20:04



Stage 3 -- Station 3

| | PTS | TIME | HIT FACTOR | STAGE POINTS | STAGE PERCENT | COMPETITOR # Name |
|----|-----|-------|---------------|-----------------|------------------|-----------------------------|
| 47 | 146 | 31,10 | 4,6945 | 102,0848 | 63,80 | 40 Oskarsson, Tina 1677 |
| 48 | 135 | 29,06 | 4,6456 | 101,0198 | 63,14 | 159 Kilén, Lars |
| 49 | 142 | 30,75 | 4,6179 | 100,4180 | 62,76 | 130 Andersson, Magnus Texas |
| 50 | 144 | 31,29 | 4,6021 | 100,0750 | 62,55 | 163 Johansson, Daniel |
| 51 | 123 | 27,25 | 4,5138 | 98,1538 | 61,35 | 103 Plantin, Fredrik |
| 52 | 125 | 27,78 | 4,4996 | 97,8467 | 61,15 | 153 Nilsson, Jörgen |
| 53 | 150 | 33,38 | 4,4937 | 97,7177 | 61,07 | 139 Karlsson, Mats 1624 |
| 54 | 152 | 34,32 | 4,4289 | 96,3085 | 60,19 | 154 Hessling, Per-Erik |
| 55 | 123 | 27,89 | 4,4102 | 95,9014 | 59,94 | 137 Johannesson, Stefan 288 |
| 56 | 133 | 30,24 | 4,3981 | 95,6397 | 59,77 | 35 Hellström, Tomas 1636 |
| 57 | 120 | 27,31 | 4,3940 | 95,5494 | 59,72 | 147 Friberg, Johan |
| 58 | 156 | 36,16 | 4,3142 | 93,8134 | 58,63 | 165 Hansen, Gert E |
| 59 | 128 | 30,23 | 4,2342 | 92,0747 | 57,55 | 140 Christensen, Nicklas |
| 60 | 158 | 37,55 | 4,2077 | 91,4989 | 57,19 | 42 Nordlund, Thomas |
| 61 | 136 | 33,35 | 4,0780 | 88,6771 | 55,42 | 129 Lundström, Magnus |
| 62 | 112 | 28,45 | 3,9367 | 85,6060 | 53,50 | 29 Schiefke, Gerhard |
| 63 | 146 | 37,47 | 3,8965 | 84,7301 | 52,96 | 75 Owe, Geir |
| 64 | 125 | 32,10 | 3,8941 | 84,6786 | 52,92 | 133 Wennerbom, Anders 1519 |
| 65 | 129 | 34,62 | 3,7262 | 81,0273 | 50,64 | 100 Svensson, Tobias |
| 66 | 91 | 24,66 | 3,6902 | 80,2448 | 50,15 | 36 Nilsson, Tomas 1716 |
| 67 | 101 | 29,02 | 3,4804 | 75,6820 | 47,30 | 9 Johansson, Håkan |
| 68 | 156 | 45,25 | 3,4475 | 74,9678 | 46,85 | 48 Johansson, Peter |
| 69 | 123 | 37,18 | 3,3082 | 71,9390 | 44,96 | 161 Fransson, Andreas |
| 70 | 100 | 30,33 | 3,2971 | 71,6962 | 44,81 | 128 Larsson, Ulf |
| 71 | 139 | 42,95 | 3,2363 | 70,3753 | 43,98 | 13 Luckman, Rasmus 1588 |
| 72 | 75 | 24,80 | 3,0242 | 65,7625 | 41,10 | 60 Saxhøj, Ulrik |
| 73 | 142 | 47,04 | 3,0187 | 65,6432 | 41,03 | 87 Berg, Yvonne 1319 |
| 74 | 140 | 53,09 | 2,6370 | 57,3434 | 35,84 | 157 Bäckström, Odd |
| 75 | 152 | 60,39 | 2,5170 | 54,7327 | 34,21 | 127 Dohmen, Sofia |
| 76 | 83 | 33,76 | 2,4585 | 53,4619 | 33,41 | 143 Dahl, Bengt |
| 77 | 142 | 59,92 | 2,3698 | 51,5330 | 32,21 | 113 Westerlund, Roger 1697 |
| 78 | 88 | 38,40 | 2,2917 | 49,8333 | 31,15 | 149 Lindström, Angelica |
| 79 | 146 | 75,55 | 1,9325 | 42,0230 | 26,26 | 88 Samuelsson, Weine 1703 |

REVOLVER (STANDARD) -- Overall Stage Results

GBG Open 2010 - Putte Memorial

Printed juni 13, 2010 at 20:04



Stage 3 -- Station 3

| | PTS | TIME | HIT FACTOR | STAGE POINTS | STAGE PERCENT | COMPETITOR # Name |
|---|-----|-------|---------------|-----------------|------------------|---------------------------|
| 1 | 144 | 34,24 | 4,2056 | 160,0000 | 100,00 | 54 Edfeldt, Ivar |
| 2 | 154 | 37,38 | 4,1199 | 156,7374 | 97,96 | 34 Linskog, Olle Bas 1613 |
| 3 | 155 | 38,30 | 4,0470 | 153,9658 | 96,23 | 44 Nilsson, Ola 1211 |
| 4 | 133 | 33,17 | 4,0096 | 152,5448 | 95,34 | 80 Lindfors, Anders 1406 |
| 5 | 148 | 51,46 | 2,8760 | 109,4166 | 68,39 | 106 Björk, Jonas 1753 |

OPEN -- Overall Stage Results

GBG Open 2010 - Putte Memorial

Printed juni 13, 2010 at 20:04



Stage 4 -- Station 4

| | PTS | TIME | HIT FACTOR | STAGE POINTS | STAGE PERCENT | COMPETITOR # Name | |
|----|-----|-------|---------------|-----------------|------------------|-------------------------|--------|
| 1 | 136 | 17,75 | 7,6620 | 145,0000 | 100,00 | 107 Sparby, Frank | |
| 2 | 139 | 18,30 | 7,5956 | 143,7445 | 99,13 | 59 Skoog, Larstony | 538 |
| 3 | 135 | 17,95 | 7,5209 | 142,3301 | 98,16 | 4 Lee, Kyrre | |
| 4 | 139 | 18,75 | 7,4133 | 140,2946 | 96,75 | 125 Nordberg, Johan | 278 |
| 5 | 136 | 18,37 | 7,4034 | 140,1061 | 96,62 | 123 Andersson, Robert | 720 |
| 6 | 140 | 19,49 | 7,1832 | 135,9389 | 93,75 | 104 Haugli, Steinar | |
| 7 | 140 | 19,93 | 7,0246 | 132,9377 | 91,68 | 45 Micaelsen, Ola | |
| 8 | 138 | 20,26 | 6,8115 | 128,9042 | 88,90 | 116 Sandås, Frank | |
| 9 | 133 | 20,31 | 6,5485 | 123,9279 | 85,47 | 61 Hansen, Johan | 78 |
| 10 | 142 | 22,03 | 6,4458 | 121,9836 | 84,13 | 124 Larning, Bjarne | 1191 |
| 11 | 137 | 21,28 | 6,4380 | 121,8362 | 84,02 | 94 Sörensen, Karsten | |
| 12 | 138 | 21,62 | 6,3830 | 120,7955 | 83,31 | 82 Johansen, Are | |
| 13 | 138 | 21,90 | 6,3014 | 119,2511 | 82,24 | 135 Bäckström, Mats | 1462 O |
| 14 | 118 | 18,74 | 6,2967 | 119,1626 | 82,18 | 81 Solberg, Richard | |
| 15 | 119 | 19,43 | 6,1245 | 115,9049 | 79,93 | 67 Loe, Hans Roger | |
| 16 | 122 | 19,95 | 6,1153 | 115,7296 | 79,81 | 91 Jacobsen, Jostein | |
| 17 | 133 | 22,23 | 5,9829 | 113,2243 | 78,09 | 47 Eliassen, Trond | |
| 18 | 136 | 22,83 | 5,9571 | 112,7354 | 77,75 | 108 Reyes, Johnny | |
| 19 | 134 | 22,64 | 5,9187 | 112,0098 | 77,25 | 26 Kosola, Vesa | |
| 20 | 137 | 23,39 | 5,8572 | 110,8454 | 76,45 | 62 Schön, Marianne | 985 |
| 21 | 137 | 23,75 | 5,7684 | 109,1652 | 75,29 | 90 Christiansen, Anders | |
| 22 | 142 | 24,94 | 5,6937 | 107,7505 | 74,31 | 85 Glesnes, Kenneth | |
| 23 | 116 | 20,71 | 5,6012 | 105,9999 | 73,10 | 168 Friberg, Glenn | 1036 |
| 24 | 141 | 25,69 | 5,4885 | 103,8682 | 71,63 | 99 Ruohonen, Tony | |
| 25 | 125 | 22,84 | 5,4729 | 103,5718 | 71,43 | 119 Wiel, Elisabeth | |
| 26 | 138 | 26,00 | 5,3077 | 100,4461 | 69,27 | 17 Werner, Carl-Erik | 1033 |
| 27 | 140 | 26,74 | 5,2356 | 99,0818 | 68,33 | 132 Andersson, Robert | |
| 28 | 122 | 23,54 | 5,1827 | 98,0801 | 67,64 | 114 Svendsen, K.B. | |
| 29 | 135 | 28,59 | 4,7219 | 89,3608 | 61,63 | 83 Johanstad, Tåle | |
| 30 | 107 | 22,88 | 4,6766 | 88,5024 | 61,04 | 134 Larsson, Peter | 1518 |
| 31 | 131 | 31,18 | 4,2014 | 79,5102 | 54,83 | 167 Molin, Marcus | 1193 |
| 32 | 119 | 32,86 | 3,6214 | 68,5341 | 47,26 | 145 Nilsson, Claes | |
| 33 | 125 | 42,33 | 2,9530 | 55,8842 | 38,54 | 152 Persson, Ola | |
| 34 | 136 | 58,53 | 2,3236 | 43,9732 | 30,33 | 156 Ståhl, David | 1638 |
| 35 | 50 | 73,16 | 0,6834 | 12,9337 | 8,92 | 101 Johansson, Tore | 874 |

STANDARD -- Overall Stage Results

GBG Open 2010 - Putte Memorial

Printed juni 13, 2010 at 20:04



Stage 4 -- Station 4

| | PTS | TIME | HIT FACTOR | STAGE POINTS | STAGE PERCENT | COMPETITOR # Name | |
|----|-----|-------|---------------|-----------------|------------------|--------------------------|------|
| 1 | 132 | 19,92 | 6,6265 | 145,0000 | 100,00 | 53 Kastell, Peter | |
| 2 | 139 | 21,36 | 6,5075 | 142,3957 | 98,20 | 37 Lundberg, Klas | 947 |
| 3 | 142 | 23,77 | 5,9739 | 130,7202 | 90,15 | 112 Marjoniemi, Esa | |
| 4 | 138 | 23,15 | 5,9611 | 130,4402 | 89,96 | 38 Lundberg, Sven | 948 |
| 5 | 143 | 25,75 | 5,5534 | 121,5185 | 83,81 | 118 Nakling, Hilde | |
| 6 | 119 | 21,87 | 5,4412 | 119,0643 | 82,11 | 150 Östling, Mikael | 1546 |
| 7 | 121 | 22,28 | 5,4309 | 118,8375 | 81,96 | 136 Holmberg, Daniel | |
| 8 | 98 | 19,38 | 5,0568 | 110,6511 | 76,31 | 8 Dahlman, Roland | 1297 |
| 9 | 124 | 24,71 | 5,0182 | 109,8076 | 75,73 | 12 Schieck, Peter | |
| 10 | 141 | 30,38 | 4,6412 | 101,5581 | 70,04 | 10 Parasidis, Matheos | 1422 |
| 11 | 115 | 25,08 | 4,5853 | 100,3353 | 69,20 | 126 Sandberg, Jens | |
| 12 | 136 | 30,24 | 4,4974 | 98,4103 | 67,87 | 117 Kråkö, Lene | |
| 13 | 133 | 29,67 | 4,4826 | 98,0884 | 67,65 | 97 Olander, Micke | 1124 |
| 14 | 127 | 28,44 | 4,4655 | 97,7142 | 67,39 | 3 Miklaheim, Fredrik | 827 |
| 15 | 123 | 28,54 | 4,3097 | 94,3050 | 65,04 | 151 Arabäck, Niklas | |
| 16 | 112 | 26,11 | 4,2895 | 93,8630 | 64,73 | 2 Rosenblad, Jari | |
| 17 | 126 | 29,54 | 4,2654 | 93,3348 | 64,37 | 93 Rudensten, Joakim | 528 |
| 18 | 129 | 30,26 | 4,2631 | 93,2834 | 64,33 | 56 Edfeldt, Vincent | |
| 19 | 134 | 32,54 | 4,1180 | 90,1095 | 62,14 | 68 Persson, John | 1468 |
| 20 | 136 | 36,02 | 3,7757 | 82,6187 | 56,98 | 98 Basic, Susan | 1287 |
| 21 | 138 | 37,66 | 3,6644 | 80,1830 | 55,30 | 155 Swanmark, Johan | |
| 22 | 105 | 29,24 | 3,5910 | 78,5770 | 54,19 | 162 Persson, Gustav | |
| 23 | 93 | 26,71 | 3,4818 | 76,1890 | 52,54 | 146 Andersson, Christer | 1517 |
| 24 | 131 | 38,42 | 3,4097 | 74,6101 | 51,46 | 166 Andersen, Peter Munk | |
| 25 | 125 | 38,05 | 3,2852 | 71,8851 | 49,58 | 32 Jansson, Henrik | 1602 |
| 26 | 137 | 42,53 | 3,2213 | 70,4869 | 48,61 | 55 Edfeldt, Kattis | 933 |
| 27 | 74 | 25,89 | 2,8582 | 62,5436 | 43,13 | 70 Sjöholm, Hans-Erik | 344 |
| 28 | 50 | 62,83 | 0,7958 | 17,4135 | 12,01 | 158 Kilén, Teresa | |
| 29 | 0 | 31,69 | 0,0000 | 0,0000 | 0,00 | 144 Söderén, Lars-Erik | 1642 |

PRODUCTION -- Overall Stage Results

GBG Open 2010 - Putte Memorial

Printed juni 13, 2010 at 20:04



Stage 4 -- Station 4

| | PTS | TIME | HIT FACTOR | STAGE POINTS | STAGE PERCENT | COMPETITOR # Name | |
|----|-----|-------|---------------|-----------------|------------------|-----------------------------|------|
| 1 | 135 | 19,89 | 6,7873 | 145,0000 | 100,00 | 141 Gyllenberg, Rasmus | 1355 |
| 2 | 137 | 20,49 | 6,6862 | 142,8393 | 98,51 | 33 Ekstedt, Stefan | 215 |
| 3 | 129 | 20,69 | 6,2349 | 133,1982 | 91,86 | 21 Wildemo, Fredrik | 1101 |
| 4 | 129 | 20,80 | 6,2019 | 132,4937 | 91,37 | 131 Rasmussen, Per-Ola | 1194 |
| 5 | 133 | 21,48 | 6,1918 | 132,2776 | 91,23 | 20 Säkki, Kristian | 1273 |
| 6 | 143 | 23,24 | 6,1532 | 131,4525 | 90,66 | 18 Hjelm, Tommy | 634 |
| 7 | 133 | 21,81 | 6,0981 | 130,2762 | 89,85 | 6 Klöv, Morten | |
| 8 | 123 | 20,27 | 6,0681 | 129,6344 | 89,40 | 52 Nousiainen, Lauri | |
| 9 | 135 | 22,31 | 6,0511 | 129,2716 | 89,15 | 121 Hagemann, Lars | |
| 10 | 129 | 21,57 | 5,9805 | 127,7640 | 88,11 | 111 Mckeown, Timo | |
| 11 | 135 | 22,92 | 5,8901 | 125,8312 | 86,78 | 51 Kvarsnes, Hans Petter | |
| 12 | 137 | 23,47 | 5,8372 | 124,7029 | 86,00 | 92 Berntsson, Henrik | |
| 13 | 131 | 23,26 | 5,6320 | 120,3180 | 82,98 | 137 Johannesson, Stefan | 288 |
| 14 | 141 | 25,78 | 5,4694 | 116,8437 | 80,58 | 14 Larsen, Søren W | |
| 15 | 112 | 20,55 | 5,4501 | 116,4328 | 80,30 | 50 Strengnes, Odd | |
| 16 | 135 | 25,29 | 5,3381 | 114,0392 | 78,65 | 148 Marklund, Tord | 1672 |
| 17 | 133 | 24,98 | 5,3243 | 113,7439 | 78,44 | 84 Stangvik, Kent | 1244 |
| 18 | 137 | 26,36 | 5,1973 | 111,0310 | 76,57 | 60 Saxhøj, Ulrik | |
| 19 | 135 | 26,07 | 5,1784 | 110,6272 | 76,29 | 49 Ström, Simen Meyenberg | |
| 20 | 137 | 26,62 | 5,1465 | 109,9465 | 75,83 | 58 Andersson, Jörgen | 775 |
| 21 | 120 | 23,60 | 5,0847 | 108,6271 | 74,92 | 147 Friberg, Johan | |
| 22 | 137 | 27,46 | 4,9891 | 106,5833 | 73,51 | 120 Johansson, Mikael | 1279 |
| 23 | 125 | 25,17 | 4,9662 | 106,0952 | 73,17 | 23 Svedberg, Peter | 431 |
| 24 | 137 | 28,26 | 4,8478 | 103,5661 | 71,42 | 29 Schiefke, Gerhard | |
| 25 | 129 | 26,82 | 4,8098 | 102,7543 | 70,87 | 133 Wennerbom, Anders | 1519 |
| 26 | 141 | 29,33 | 4,8074 | 102,7013 | 70,83 | 165 Hansen, Gert E | |
| 27 | 129 | 27,13 | 4,7549 | 101,5802 | 70,06 | 7 Appelkvist, Magnus | 1435 |
| 28 | 129 | 28,10 | 4,5907 | 98,0737 | 67,64 | 69 Rømer, Jack | |
| 29 | 122 | 26,71 | 4,5676 | 97,5787 | 67,30 | 102 Jacobsson, Fredrik | |
| 30 | 120 | 26,29 | 4,5645 | 97,5124 | 67,25 | 95 Davis, Peter | |
| 31 | 137 | 30,54 | 4,4859 | 95,8342 | 66,09 | 142 Wendelklint, Tony | 1553 |
| 32 | 118 | 26,40 | 4,4697 | 95,4876 | 65,85 | 27 Rönqvist, Mickael | |
| 33 | 109 | 24,90 | 4,3775 | 93,5182 | 64,50 | 77 Karlsson, Peter | 1264 |
| 34 | 129 | 29,65 | 4,3508 | 92,9467 | 64,10 | 30 Johansson, Uno | 1201 |
| 35 | 137 | 31,69 | 4,3231 | 92,3565 | 63,69 | 42 Nordlund, Thomas | |
| 36 | 120 | 27,76 | 4,3228 | 92,3487 | 63,69 | 66 Lutcherath, Øystein | |
| 37 | 127 | 29,77 | 4,2660 | 91,1368 | 62,85 | 103 Plantin, Fredrik | |
| 38 | 133 | 31,57 | 4,2129 | 90,0007 | 62,07 | 130 Andersson, Magnus Texas | |
| 39 | 123 | 29,20 | 4,2123 | 89,9894 | 62,06 | 71 Lauritzen, Lars | |
| 40 | 135 | 32,33 | 4,1757 | 89,2066 | 61,52 | 100 Svensson, Tobias | |
| 41 | 125 | 30,10 | 4,1528 | 88,7182 | 61,18 | 139 Karlsson, Mats | 1624 |
| 42 | 122 | 29,46 | 4,1412 | 88,4700 | 61,01 | 65 Jensen, Christian D | |
| 43 | 114 | 27,63 | 4,1259 | 88,1440 | 60,79 | 63 Heidelberg, Carsten | |
| 44 | 135 | 32,97 | 4,0946 | 87,4750 | 60,33 | 129 Lundström, Magnus | |
| 45 | 127 | 31,91 | 3,9799 | 85,0249 | 58,64 | 161 Fransson, Andreas | |
| 46 | 129 | 32,51 | 3,9680 | 84,7699 | 58,46 | 128 Larsson, Ulf | |

PRODUCTION -- Overall Stage Results

GBG Open 2010 - Putte Memorial

Printed juni 13, 2010 at 20:04



Stage 4 -- Station 4

| | PTS | TIME | HIT FACTOR | STAGE POINTS | STAGE PERCENT | COMPETITOR # Name |
|----|-----|-------|---------------|-----------------|------------------|----------------------------|
| 47 | 108 | 27,37 | 3,9459 | 84,2981 | 58,14 | 74 Roos, Gunnar |
| 48 | 116 | 29,47 | 3,9362 | 84,0905 | 57,99 | 163 Johansson, Daniel |
| 49 | 131 | 34,36 | 3,8126 | 81,4493 | 56,17 | 96 Erni, Martin |
| 50 | 137 | 36,94 | 3,7087 | 79,2306 | 54,64 | 48 Johansson, Peter |
| 51 | 133 | 35,94 | 3,7006 | 79,0574 | 54,52 | 1 Hildonen, Knut-Inge |
| 52 | 133 | 36,34 | 3,6599 | 78,1872 | 53,92 | 13 Luckman, Rasmus 1588 |
| 53 | 102 | 27,96 | 3,6481 | 77,9349 | 53,75 | 115 Rigtrup, Jørgen |
| 54 | 78 | 21,41 | 3,6432 | 77,8300 | 53,68 | 31 Karp, Roger |
| 55 | 84 | 23,66 | 3,5503 | 75,8462 | 52,31 | 5 Norman, Cathrine |
| 56 | 118 | 33,39 | 3,5340 | 75,4979 | 52,07 | 79 Landin, Peter 1655 |
| 57 | 84 | 24,06 | 3,4913 | 74,5852 | 51,44 | 153 Nilsson, Jörgen |
| 58 | 81 | 23,27 | 3,4809 | 74,3631 | 51,28 | 122 Andersson, Jörgen K |
| 59 | 125 | 36,08 | 3,4645 | 74,0138 | 51,04 | 35 Hellström, Tomas 1636 |
| 60 | 120 | 34,76 | 3,4522 | 73,7514 | 50,86 | 72 Ahlbeck, Johan |
| 61 | 93 | 28,31 | 3,2851 | 70,1798 | 48,40 | 159 Kilén, Lars |
| 62 | 110 | 33,83 | 3,2516 | 69,4640 | 47,91 | 9 Johansson, Håkan |
| 63 | 114 | 36,08 | 3,1596 | 67,5006 | 46,55 | 105 Bakken, Jorn |
| 64 | 133 | 44,29 | 3,0029 | 64,1527 | 44,24 | 143 Dahl, Bengt |
| 65 | 120 | 40,28 | 2,9791 | 63,6445 | 43,89 | 154 Hessling, Per-Erik |
| 66 | 105 | 35,30 | 2,9745 | 63,5453 | 43,82 | 64 Markgren, Mikael 1471 |
| 67 | 91 | 31,41 | 2,8972 | 61,8931 | 42,68 | 76 Forsling, Per 987 |
| 68 | 81 | 28,16 | 2,8764 | 61,4499 | 42,38 | 140 Christensen, Nicklas |
| 69 | 116 | 40,87 | 2,8383 | 60,6349 | 41,82 | 78 Vuolevi, Tommi |
| 70 | 119 | 42,21 | 2,8192 | 60,2283 | 41,54 | 113 Westerlund, Roger 1697 |
| 71 | 118 | 44,49 | 2,6523 | 56,6616 | 39,08 | 88 Samuelsson, Weine 1703 |
| 72 | 131 | 49,54 | 2,6443 | 56,4917 | 38,96 | 127 Dohmen, Sofia |
| 73 | 74 | 28,52 | 2,5947 | 55,4308 | 38,23 | 40 Oskarsson, Tina 1677 |
| 74 | 70 | 28,79 | 2,4314 | 51,9428 | 35,82 | 110 Franzen, Anders 1671 |
| 75 | 108 | 44,85 | 2,4080 | 51,4435 | 35,48 | 157 Bäckström, Odd |
| 76 | 114 | 48,37 | 2,3568 | 50,3498 | 34,72 | 87 Berg, Yvonne 1319 |
| 77 | 110 | 47,62 | 2,3100 | 49,3483 | 34,03 | 149 Lindström, Angelica |
| 78 | 64 | 28,88 | 2,2161 | 47,3426 | 32,65 | 75 Owe, Geir |
| 79 | 15 | 25,72 | 0,5832 | 12,4592 | 8,59 | 36 Nilsson, Tomas 1716 |

REVOLVER (STANDARD) -- Overall Stage Results

GBG Open 2010 - Putte Memorial

Printed juni 13, 2010 at 20:04



Stage 4 -- Station 4

| | PTS | TIME | HIT FACTOR | STAGE POINTS | STAGE PERCENT | COMPETITOR # Name |
|---|-----|-------|---------------|-----------------|------------------|---------------------------|
| 1 | 129 | 33,85 | 3,8109 | 145,0000 | 100,00 | 54 Edfeldt, Ivar |
| 2 | 136 | 37,37 | 3,6393 | 138,4691 | 95,50 | 34 Linskog, Olle Bas 1613 |
| 3 | 143 | 40,06 | 3,5696 | 135,8195 | 93,67 | 106 Björk, Jonas 1753 |
| 4 | 139 | 43,33 | 3,2079 | 122,0571 | 84,18 | 44 Nilsson, Ola 1211 |
| 5 | 102 | 31,86 | 3,2015 | 121,8124 | 84,01 | 80 Lindfors, Anders 1406 |

OPEN -- Overall Stage Results

GBG Open 2010 - Putte Memorial

Printed juni 13, 2010 at 20:04



Stage 5 -- Station 5

| | PTS | TIME | HIT FACTOR | STAGE POINTS | STAGE PERCENT | COMPETITOR # Name |
|----|-----|-------|---------------|-----------------|------------------|----------------------------|
| 1 | 145 | 13,72 | 10,5685 | 155,0000 | 100,00 | 67 Loe, Hans Roger |
| 2 | 142 | 13,54 | 10,4874 | 153,8110 | 99,23 | 59 Skoog, Larstony 538 |
| 3 | 147 | 14,39 | 10,2154 | 149,8216 | 96,66 | 61 Hansen, Johan 78 |
| 4 | 148 | 14,66 | 10,0955 | 148,0627 | 95,52 | 125 Nordberg, Johan 278 |
| 5 | 148 | 15,02 | 9,8535 | 144,5139 | 93,23 | 99 Ruohonen, Tony |
| 6 | 149 | 15,90 | 9,3711 | 137,4380 | 88,67 | 135 Bäckström, Mats 1462 O |
| 7 | 128 | 13,98 | 9,1559 | 134,2829 | 86,63 | 104 Haugli, Steinar |
| 8 | 129 | 14,25 | 9,0526 | 132,7678 | 85,66 | 4 Lee, Kyrre |
| 9 | 144 | 16,00 | 9,0000 | 131,9959 | 85,16 | 168 Friberg, Glenn 1036 |
| 10 | 141 | 16,13 | 8,7415 | 128,2043 | 82,71 | 45 Micaelsen, Ola |
| 11 | 133 | 15,27 | 8,7099 | 127,7410 | 82,41 | 123 Andersson, Robert 720 |
| 12 | 149 | 17,22 | 8,6527 | 126,9027 | 81,87 | 134 Larsson, Peter 1518 |
| 13 | 147 | 17,62 | 8,3428 | 122,3571 | 78,94 | 82 Johansen, Are |
| 14 | 147 | 17,96 | 8,1849 | 120,0408 | 77,45 | 108 Reyes, Johnny |
| 15 | 137 | 17,13 | 7,9977 | 117,2954 | 75,67 | 124 Larning, Bjarne 1191 |
| 16 | 127 | 16,21 | 7,8347 | 114,9049 | 74,13 | 83 Johanstad, Tåle |
| 17 | 132 | 17,97 | 7,3456 | 107,7317 | 69,50 | 116 Sandås, Frank |
| 18 | 142 | 19,86 | 7,1501 | 104,8641 | 67,65 | 85 Glesnes, Kenneth |
| 19 | 130 | 18,67 | 6,9630 | 102,1214 | 65,88 | 94 Sörensen, Karsten |
| 20 | 145 | 20,92 | 6,9312 | 101,6539 | 65,58 | 114 Svendsen, K.B. |
| 21 | 123 | 17,76 | 6,9257 | 101,5734 | 65,53 | 26 Kosola, Vesa |
| 22 | 133 | 19,44 | 6,8416 | 100,3398 | 64,74 | 132 Andersson, Robert |
| 23 | 131 | 20,06 | 6,5304 | 95,7763 | 61,79 | 81 Solberg, Richard |
| 24 | 136 | 21,16 | 6,4272 | 94,2630 | 60,81 | 17 Werner, Carl-Erik 1033 |
| 25 | 130 | 20,89 | 6,2231 | 91,2689 | 58,88 | 138 Forslund, Tony 1511 |
| 26 | 110 | 17,81 | 6,1763 | 90,5830 | 58,44 | 90 Christiansen, Anders |
| 27 | 109 | 17,85 | 6,1064 | 89,5583 | 57,78 | 91 Jacobsen, Jostein |
| 28 | 133 | 22,41 | 5,9349 | 87,0417 | 56,16 | 47 Eliassen, Trond |
| 29 | 141 | 24,59 | 5,7340 | 84,0966 | 54,26 | 156 Ståhl, David 1638 |
| 30 | 109 | 22,21 | 4,9077 | 71,9773 | 46,44 | 62 Schön, Marianne 985 |
| 31 | 125 | 25,69 | 4,8657 | 71,3615 | 46,04 | 167 Molin, Marcus 1193 |
| 32 | 138 | 32,11 | 4,2977 | 63,0313 | 40,67 | 152 Persson, Ola |
| 33 | 144 | 35,68 | 4,0359 | 59,1910 | 38,19 | 119 Wiel, Elisabeth |
| 34 | 133 | 37,92 | 3,5074 | 51,4400 | 33,19 | 101 Johansson, Tore 874 |
| 35 | 127 | 36,88 | 3,4436 | 50,5046 | 32,58 | 107 Sparby, Frank |
| 36 | 23 | 23,26 | 0,9888 | 14,5023 | 9,36 | 145 Nilsson, Claes |

STANDARD -- Overall Stage Results

GBG Open 2010 - Putte Memorial

Printed juni 13, 2010 at 20:04



Stage 5 -- Station 5

| | PTS | TIME | HIT FACTOR | STAGE POINTS | STAGE PERCENT | COMPETITOR # Name | |
|----|-----|-------|---------------|-----------------|------------------|--------------------------|------|
| 1 | 146 | 17,45 | 8,3668 | 155,0000 | 100,00 | 37 Lundberg, Klas | 947 |
| 2 | 139 | 16,83 | 8,2591 | 153,0048 | 98,71 | 53 Kastell, Peter | |
| 3 | 145 | 18,18 | 7,9758 | 147,7571 | 95,33 | 150 Östling, Mikael | 1546 |
| 4 | 145 | 18,39 | 7,8847 | 146,0698 | 94,24 | 112 Marjonemi, Esa | |
| 5 | 150 | 20,12 | 7,4553 | 138,1140 | 89,11 | 97 Olander, Micke | 1124 |
| 6 | 144 | 19,39 | 7,4265 | 137,5811 | 88,76 | 38 Lundberg, Sven | 948 |
| 7 | 147 | 20,87 | 7,0436 | 130,4876 | 84,19 | 12 Schieck, Peter | |
| 8 | 137 | 21,28 | 6,4380 | 119,2678 | 76,95 | 3 Miklaheim, Fredrik | 827 |
| 9 | 141 | 22,03 | 6,4004 | 118,5711 | 76,50 | 118 Nakling, Hilde | |
| 10 | 128 | 20,36 | 6,2868 | 116,4680 | 75,14 | 136 Holmberg, Daniel | |
| 11 | 138 | 22,71 | 6,0766 | 112,5735 | 72,63 | 10 Parasidis, Matheos | 1422 |
| 12 | 122 | 20,80 | 5,8654 | 108,6603 | 70,10 | 8 Dahlman, Roland | 1297 |
| 13 | 144 | 24,86 | 5,7924 | 107,3089 | 69,23 | 151 Arabäck, Niklas | |
| 14 | 139 | 24,07 | 5,7748 | 106,9826 | 69,02 | 56 Edfeldt, Vincent | |
| 15 | 145 | 25,21 | 5,7517 | 106,5539 | 68,74 | 2 Rosenblad, Jari | |
| 16 | 128 | 22,64 | 5,6537 | 104,7389 | 67,57 | 70 Sjöholm, Hans-Erik | 344 |
| 17 | 127 | 22,52 | 5,6394 | 104,4743 | 67,40 | 126 Sandberg, Jens | |
| 18 | 142 | 25,86 | 5,4911 | 101,7265 | 65,63 | 93 Rudensten, Joakim | 528 |
| 19 | 152 | 28,89 | 5,2613 | 97,4699 | 62,88 | 155 Swanmark, Johan | |
| 20 | 151 | 31,97 | 4,7232 | 87,5001 | 56,45 | 117 Kråkö, Lene | |
| 21 | 139 | 31,34 | 4,4352 | 82,1656 | 53,01 | 68 Persson, John | 1468 |
| 22 | 117 | 26,60 | 4,3985 | 81,4852 | 52,57 | 162 Persson, Gustav | |
| 23 | 124 | 28,89 | 4,2921 | 79,5149 | 51,30 | 166 Andersen, Peter Munk | |
| 24 | 138 | 32,20 | 4,2857 | 79,3958 | 51,22 | 55 Edfeldt, Kattis | 933 |
| 25 | 110 | 32,99 | 3,3343 | 61,7710 | 39,85 | 144 Söderén, Lars-Erik | 1642 |
| 26 | 125 | 37,99 | 3,2903 | 60,9558 | 39,33 | 32 Jansson, Henrik | 1602 |
| 27 | 118 | 36,90 | 3,1978 | 59,2420 | 38,22 | 98 Basic, Susan | 1287 |
| 28 | 87 | 58,09 | 1,4977 | 27,7455 | 17,90 | 158 Kilén, Teresa | |
| 29 | 0 | 10,86 | 0,0000 | 0,0000 | 0,00 | 146 Andersson, Christer | 1517 |

PRODUCTION -- Overall Stage Results

GBG Open 2010 - Putte Memorial

Printed juni 13, 2010 at 20:04



Stage 5 -- Station 5

| | PTS | TIME | HIT FACTOR | STAGE POINTS | STAGE PERCENT | COMPETITOR # Name | |
|----|-----|-------|---------------|-----------------|------------------|---------------------------|------|
| 1 | 143 | 15,99 | 8,9431 | 155,0000 | 100,00 | 141 Gyllenberg, Rasmus | 1355 |
| 2 | 147 | 17,33 | 8,4824 | 147,0154 | 94,85 | 51 Kvarsnes, Hans Petter | |
| 3 | 143 | 17,20 | 8,3140 | 144,0959 | 92,97 | 111 Mckeown, Timo | |
| 4 | 145 | 17,71 | 8,1875 | 141,9037 | 91,55 | 121 Hagemann, Lars | |
| 5 | 141 | 17,90 | 7,8771 | 136,5244 | 88,08 | 6 Klöv, Morten | |
| 6 | 137 | 17,59 | 7,7885 | 134,9892 | 87,09 | 50 Strengnes, Odd | |
| 7 | 155 | 20,03 | 7,7384 | 134,1204 | 86,53 | 58 Andersson, Jörgen | 775 |
| 8 | 137 | 18,49 | 7,4094 | 128,4186 | 82,85 | 131 Rasmussen, Per-Ola | 1194 |
| 9 | 133 | 18,09 | 7,3521 | 127,4258 | 82,21 | 52 Nousiainen, Lauri | |
| 10 | 135 | 18,38 | 7,3449 | 127,3012 | 82,13 | 23 Svedberg, Peter | 431 |
| 11 | 135 | 18,66 | 7,2347 | 125,3910 | 80,90 | 69 Rømer, Jack | |
| 12 | 129 | 18,21 | 7,0840 | 122,7789 | 79,21 | 5 Norman, Cathrine | |
| 13 | 137 | 19,48 | 7,0329 | 121,8922 | 78,64 | 33 Ekstedt, Stefan | 215 |
| 14 | 143 | 20,35 | 7,0270 | 121,7912 | 78,57 | 137 Johannesson, Stefan | 288 |
| 15 | 135 | 19,64 | 6,8737 | 119,1342 | 76,86 | 95 Davis, Peter | |
| 16 | 131 | 19,79 | 6,6195 | 114,7281 | 74,02 | 21 Wildemo, Fredrik | 1101 |
| 17 | 121 | 18,29 | 6,6156 | 114,6610 | 73,97 | 31 Karp, Roger | |
| 18 | 130 | 19,88 | 6,5392 | 113,3368 | 73,12 | 65 Jensen, Christian D | |
| 19 | 120 | 18,45 | 6,5041 | 112,7273 | 72,73 | 20 Säkki, Kristian | 1273 |
| 20 | 145 | 22,30 | 6,5022 | 112,6957 | 72,71 | 63 Heidelberg, Carsten | |
| 21 | 137 | 21,19 | 6,4653 | 112,0556 | 72,29 | 14 Larsen, Søren W | |
| 22 | 145 | 22,63 | 6,4074 | 111,0523 | 71,65 | 120 Johansson, Mikael | 1279 |
| 23 | 145 | 22,69 | 6,3905 | 110,7586 | 71,46 | 77 Karlsson, Peter | 1264 |
| 24 | 135 | 21,77 | 6,2012 | 107,4780 | 69,34 | 49 Ström, Simen Meyenberg | |
| 25 | 124 | 20,05 | 6,1845 | 107,1893 | 69,15 | 92 Berntsson, Henrik | |
| 26 | 147 | 24,15 | 6,0870 | 105,4980 | 68,06 | 74 Roos, Gunnar | |
| 27 | 133 | 22,06 | 6,0290 | 104,4937 | 67,42 | 60 Saxhøj, Ulrik | |
| 28 | 112 | 18,82 | 5,9511 | 103,1437 | 66,54 | 18 Hjelm, Tommy | 634 |
| 29 | 147 | 24,98 | 5,8847 | 101,9927 | 65,80 | 105 Bakken, Jorn | |
| 30 | 127 | 21,75 | 5,8391 | 101,2019 | 65,29 | 27 Rönqvist, Mickael | |
| 31 | 139 | 23,93 | 5,8086 | 100,6738 | 64,95 | 29 Schiefke, Gerhard | |
| 32 | 132 | 22,94 | 5,7541 | 99,7297 | 64,34 | 66 Lutcherath, Øystein | |
| 33 | 137 | 24,28 | 5,6425 | 97,7949 | 63,09 | 139 Karlsson, Mats | 1624 |
| 34 | 141 | 25,30 | 5,5731 | 96,5923 | 62,32 | 13 Luckman, Rasmus | 1588 |
| 35 | 141 | 25,81 | 5,4630 | 94,6837 | 61,09 | 96 Erni, Martin | |
| 36 | 133 | 24,82 | 5,3586 | 92,8740 | 59,92 | 64 Markgren, Mikael | 1471 |
| 37 | 147 | 27,81 | 5,2859 | 91,6137 | 59,11 | 71 Lauritzen, Lars | |
| 38 | 137 | 26,50 | 5,1698 | 89,6022 | 57,81 | 161 Fransson, Andreas | |
| 39 | 128 | 24,82 | 5,1571 | 89,3825 | 57,67 | 110 Franzen, Anders | 1671 |
| 40 | 96 | 18,73 | 5,1255 | 88,8337 | 57,31 | 84 Stangvik, Kent | 1244 |
| 41 | 122 | 24,00 | 5,0833 | 88,1034 | 56,84 | 133 Wennerbom, Anders | 1519 |
| 42 | 151 | 29,91 | 5,0485 | 87,4993 | 56,45 | 40 Oskarsson, Tina | 1677 |
| 43 | 145 | 29,60 | 4,8986 | 84,9025 | 54,78 | 165 Hansen, Gert E | |
| 44 | 114 | 23,28 | 4,8969 | 84,8723 | 54,76 | 153 Nilsson, Jörgen | |
| 45 | 116 | 23,76 | 4,8822 | 84,6166 | 54,59 | 122 Andersson, Jörgen K | |
| 46 | 113 | 23,16 | 4,8791 | 84,5637 | 54,56 | 115 Rigtrup, Jørgen | |

PRODUCTION -- Overall Stage Results

GBG Open 2010 - Putte Memorial

Printed juni 13, 2010 at 20:04



Stage 5 -- Station 5

| | PTS | TIME | HIT FACTOR | STAGE POINTS | STAGE PERCENT | COMPETITOR # Name |
|----|-----|-------|---------------|-----------------|------------------|-----------------------------|
| 47 | 134 | 27,48 | 4,8763 | 84,5147 | 54,53 | 130 Andersson, Magnus Texas |
| 48 | 135 | 28,16 | 4,7940 | 83,0893 | 53,61 | 102 Jacobsson, Fredrik |
| 49 | 126 | 26,42 | 4,7691 | 82,6574 | 53,33 | 76 Forsling, Per 987 |
| 50 | 89 | 18,79 | 4,7366 | 82,0932 | 52,96 | 148 Marklund, Tord 1672 |
| 51 | 88 | 18,65 | 4,7185 | 81,7802 | 52,76 | 7 Appelkvist, Magnus 1435 |
| 52 | 109 | 23,29 | 4,6801 | 81,1150 | 52,33 | 75 Owe, Geir |
| 53 | 125 | 27,14 | 4,6057 | 79,8260 | 51,50 | 103 Plantin, Fredrik |
| 54 | 155 | 33,87 | 4,5763 | 79,3160 | 51,17 | 79 Landin, Peter 1655 |
| 55 | 125 | 27,44 | 4,5554 | 78,9532 | 50,94 | 100 Svensson, Tobias |
| 56 | 118 | 25,92 | 4,5525 | 78,9026 | 50,90 | 30 Johansson, Uno 1201 |
| 57 | 147 | 32,60 | 4,5092 | 78,1527 | 50,42 | 129 Lundström, Magnus |
| 58 | 120 | 27,05 | 4,4362 | 76,8879 | 49,61 | 35 Hellström, Tomas 1636 |
| 59 | 139 | 31,67 | 4,3890 | 76,0696 | 49,08 | 42 Nordlund, Thomas |
| 60 | 128 | 29,33 | 4,3641 | 75,6383 | 48,80 | 128 Larsson, Ulf |
| 61 | 129 | 29,73 | 4,3391 | 75,2036 | 48,52 | 142 Wendelklint, Tony 1553 |
| 62 | 141 | 33,61 | 4,1952 | 72,7101 | 46,91 | 163 Johansson, Daniel |
| 63 | 122 | 29,42 | 4,1468 | 71,8723 | 46,37 | 9 Johansson, Håkan |
| 64 | 149 | 36,35 | 4,0990 | 71,0438 | 45,83 | 48 Johansson, Peter |
| 65 | 137 | 34,53 | 3,9676 | 68,7651 | 44,36 | 143 Dahl, Bengt |
| 66 | 116 | 29,42 | 3,9429 | 68,3376 | 44,09 | 140 Christensen, Nicklas |
| 67 | 102 | 26,30 | 3,8783 | 67,2185 | 43,37 | 159 Kilén, Lars |
| 68 | 126 | 34,51 | 3,6511 | 63,2805 | 40,83 | 78 Vuolevi, Tommi |
| 69 | 106 | 29,48 | 3,5957 | 62,3193 | 40,21 | 72 Ahlbeck, Johan |
| 70 | 89 | 27,26 | 3,2649 | 56,5859 | 36,51 | 147 Friberg, Johan |
| 71 | 143 | 44,65 | 3,2027 | 55,5084 | 35,81 | 157 Bäckström, Odd |
| 72 | 115 | 36,07 | 3,1882 | 55,2581 | 35,65 | 154 Hessling, Per-Erik |
| 73 | 133 | 41,99 | 3,1674 | 54,8972 | 35,42 | 149 Lindström, Angelica |
| 74 | 75 | 24,15 | 3,1056 | 53,8255 | 34,73 | 36 Nilsson, Tomas 1716 |
| 75 | 85 | 28,38 | 2,9951 | 51,9100 | 33,49 | 1 Hildonen, Knut-Inge |
| 76 | 112 | 39,81 | 2,8134 | 48,7607 | 31,46 | 87 Berg, Yvonne 1319 |
| 77 | 119 | 42,30 | 2,8132 | 48,7585 | 31,46 | 127 Dohmen, Sofia |
| 78 | 145 | 54,89 | 2,6416 | 45,7845 | 29,54 | 88 Samuelsson, Weine 1703 |
| 79 | 46 | 33,81 | 1,3605 | 23,5807 | 15,21 | 113 Westerlund, Roger 1697 |

REVOLVER (STANDARD) -- Overall Stage Results

GBG Open 2010 - Putte Memorial

Printed juni 13, 2010 at 20:04



Stage 5 -- Station 5

| | PTS | TIME | HIT FACTOR | STAGE POINTS | STAGE PERCENT | COMPETITOR # Name |
|---|-----|-------|---------------|-----------------|------------------|---------------------------|
| 1 | 151 | 33,64 | 4,4887 | 155,0000 | 100,00 | 34 Linskog, Olle Bas 1613 |
| 2 | 141 | 32,79 | 4,3001 | 148,4870 | 95,80 | 54 Edfeldt, Ivar |
| 3 | 123 | 32,70 | 3,7615 | 129,8877 | 83,80 | 80 Lindfors, Anders 1406 |
| 4 | 135 | 38,74 | 3,4848 | 120,3330 | 77,63 | 106 Björk, Jonas 1753 |
| 5 | 149 | 43,19 | 3,4499 | 119,1280 | 76,86 | 44 Nilsson, Ola 1211 |

OPEN -- Overall Stage Results

GBG Open 2010 - Putte Memorial

Printed juni 13, 2010 at 20:04



Stage 6 -- Station 6

| | PTS | TIME | HIT FACTOR | STAGE POINTS | STAGE PERCENT | COMPETITOR # Name | |
|----|-----|-------|---------------|-----------------|------------------|-------------------------|--------|
| 1 | 57 | 10,30 | 5,5340 | 60,0000 | 100,00 | 4 Lee, Kyrre | |
| 2 | 57 | 10,34 | 5,5126 | 59,7679 | 99,61 | 59 Skoog, Larstony | 538 |
| 3 | 54 | 10,33 | 5,2275 | 56,6770 | 94,46 | 104 Haugli, Steinar | |
| 4 | 57 | 11,49 | 4,9608 | 53,7859 | 89,64 | 67 Loe, Hans Roger | |
| 5 | 57 | 11,95 | 4,7699 | 51,7155 | 86,19 | 61 Hansen, Johan | 78 |
| 6 | 50 | 11,01 | 4,5413 | 49,2375 | 82,06 | 81 Solberg, Richard | |
| 7 | 55 | 12,13 | 4,5342 | 49,1604 | 81,93 | 123 Andersson, Robert | 720 |
| 8 | 50 | 11,19 | 4,4683 | 48,4455 | 80,74 | 125 Nordberg, Johan | 278 |
| 9 | 59 | 13,23 | 4,4596 | 48,3510 | 80,59 | 99 Ruohonen, Tony | |
| 10 | 59 | 13,44 | 4,3899 | 47,5956 | 79,33 | 82 Johansen, Are | |
| 11 | 45 | 10,45 | 4,3062 | 46,6885 | 77,81 | 168 Friberg, Glenn | 1036 |
| 12 | 55 | 13,17 | 4,1762 | 45,2783 | 75,46 | 83 Johanstad, Tåle | |
| 13 | 49 | 12,08 | 4,0563 | 43,9787 | 73,30 | 107 Sparby, Frank | |
| 14 | 56 | 13,84 | 4,0462 | 43,8698 | 73,12 | 85 Glesnes, Kenneth | |
| 15 | 57 | 14,27 | 3,9944 | 43,3076 | 72,18 | 124 Larning, Bjarne | 1191 |
| 16 | 59 | 16,86 | 3,4994 | 37,9409 | 63,23 | 135 Bäckström, Mats | 1462 O |
| 17 | 55 | 16,08 | 3,4204 | 37,0843 | 61,81 | 116 Sandås, Frank | |
| 18 | 45 | 13,34 | 3,3733 | 36,5738 | 60,96 | 62 Schön, Marianne | 985 |
| 19 | 56 | 17,12 | 3,2710 | 35,4648 | 59,11 | 134 Larsson, Peter | 1518 |
| 20 | 54 | 17,10 | 3,1579 | 34,2382 | 57,06 | 26 Kosola, Vesa | |
| 21 | 44 | 14,02 | 3,1384 | 34,0266 | 56,71 | 91 Jacobsen, Jostein | |
| 22 | 52 | 16,76 | 3,1026 | 33,6390 | 56,06 | 132 Andersson, Robert | |
| 23 | 51 | 16,64 | 3,0649 | 33,2300 | 55,38 | 94 Sörensen, Karsten | |
| 24 | 53 | 17,41 | 3,0442 | 33,0058 | 55,01 | 45 Micaelsen, Ola | |
| 25 | 55 | 18,52 | 2,9698 | 32,1985 | 53,66 | 17 Werner, Carl-Erik | 1033 |
| 26 | 49 | 19,09 | 2,5668 | 27,8294 | 46,38 | 167 Molin, Marcus | 1193 |
| 27 | 56 | 23,82 | 2,3510 | 25,4894 | 42,48 | 119 Wiel, Elisabeth | |
| 28 | 41 | 17,67 | 2,3203 | 25,1571 | 41,93 | 138 Forslund, Tony | 1511 |
| 29 | 39 | 17,10 | 2,2807 | 24,7276 | 41,21 | 108 Reyes, Johnny | |
| 30 | 54 | 24,36 | 2,2167 | 24,0342 | 40,06 | 47 Eliassen, Trond | |
| 31 | 57 | 25,93 | 2,1982 | 23,8334 | 39,72 | 90 Christiansen, Anders | |
| 32 | 54 | 25,54 | 2,1143 | 22,9238 | 38,21 | 156 Ståhl, David | 1638 |
| 33 | 55 | 26,82 | 2,0507 | 22,2340 | 37,06 | 152 Persson, Ola | |
| 34 | 58 | 34,72 | 1,6705 | 18,1118 | 30,19 | 114 Svendsen, K.B. | |
| 35 | 17 | 22,54 | 0,7542 | 8,1773 | 13,63 | 145 Nilsson, Claes | |
| 36 | 0 | 30,46 | 0,0000 | 0,0000 | 0,00 | 101 Johansson, Tore | 874 |

STANDARD -- Overall Stage Results

GBG Open 2010 - Putte Memorial

Printed juni 13, 2010 at 20:04



Stage 6 -- Station 6

| | PTS | TIME | HIT FACTOR | STAGE POINTS | STAGE PERCENT | COMPETITOR # Name | |
|----|-----|-------|---------------|-----------------|------------------|--------------------------|------|
| 1 | 60 | 14,52 | 4,1322 | 60,0000 | 100,00 | 12 Schieck, Peter | |
| 2 | 53 | 14,13 | 3,7509 | 54,4628 | 90,77 | 38 Lundberg, Sven | 948 |
| 3 | 59 | 15,86 | 3,7201 | 54,0151 | 90,03 | 126 Sandberg, Jens | |
| 4 | 45 | 12,23 | 3,6795 | 53,4260 | 89,04 | 8 Dahlman, Roland | 1297 |
| 5 | 47 | 14,00 | 3,3571 | 48,7457 | 81,24 | 136 Holmberg, Daniel | |
| 6 | 52 | 15,75 | 3,3016 | 47,9390 | 79,90 | 97 Olander, Micke | 1124 |
| 7 | 54 | 16,50 | 3,2727 | 47,5200 | 79,20 | 112 Marjoniemi, Esa | |
| 8 | 53 | 17,23 | 3,0760 | 44,6640 | 74,44 | 2 Rosenblad, Jari | |
| 9 | 58 | 20,02 | 2,8971 | 42,0659 | 70,11 | 93 Rudensten, Joakim | 528 |
| 10 | 46 | 16,15 | 2,8483 | 41,3573 | 68,93 | 37 Lundberg, Klas | 947 |
| 11 | 55 | 20,55 | 2,6764 | 38,8613 | 64,77 | 151 Arabäck, Niklas | |
| 12 | 42 | 16,48 | 2,5485 | 37,0049 | 61,67 | 150 Östling, Mikael | 1546 |
| 13 | 34 | 13,81 | 2,4620 | 35,7480 | 59,58 | 53 Kastell, Peter | |
| 14 | 56 | 22,79 | 2,4572 | 35,6788 | 59,46 | 166 Andersen, Peter Munk | |
| 15 | 39 | 16,90 | 2,3077 | 33,5077 | 55,85 | 118 Nakling, Hilde | |
| 16 | 37 | 17,64 | 2,0975 | 30,4558 | 50,76 | 10 Parasidis, Matheos | 1422 |
| 17 | 41 | 19,64 | 2,0876 | 30,3116 | 50,52 | 146 Andersson, Christer | 1517 |
| 18 | 53 | 25,62 | 2,0687 | 30,0375 | 50,06 | 68 Persson, John | 1468 |
| 19 | 52 | 25,75 | 2,0194 | 29,3219 | 48,87 | 56 Edfeldt, Vincent | |
| 20 | 42 | 21,78 | 1,9284 | 28,0000 | 46,67 | 117 Kråkö, Lene | |
| 21 | 57 | 35,02 | 1,6276 | 23,6334 | 39,39 | 155 Swanmark, Johan | |
| 22 | 31 | 20,03 | 1,5477 | 22,4723 | 37,45 | 70 Sjöholm, Hans-Erik | 344 |
| 23 | 37 | 29,73 | 1,2445 | 18,0706 | 30,12 | 144 Söderén, Lars-Erik | 1642 |
| 24 | 29 | 24,13 | 1,2018 | 17,4505 | 29,08 | 3 Miklaheim, Fredrik | 827 |
| 25 | 25 | 32,49 | 0,7695 | 11,1727 | 18,62 | 98 Basic, Susan | 1287 |
| 26 | 22 | 32,07 | 0,6860 | 9,9607 | 16,60 | 55 Edfeldt, Kattis | 933 |
| 27 | 9 | 17,99 | 0,5003 | 7,2640 | 12,11 | 162 Persson, Gustav | |
| 28 | 9 | 20,79 | 0,4329 | 6,2857 | 10,48 | 32 Jansson, Henrik | 1602 |
| 29 | 0 | 25,70 | 0,0000 | 0,0000 | 0,00 | 158 Kilén, Teresa | |

PRODUCTION -- Overall Stage Results

GBG Open 2010 - Putte Memorial

Printed juni 13, 2010 at 20:04



Stage 6 -- Station 6

| | PTS | TIME | HIT FACTOR | STAGE POINTS | STAGE PERCENT | COMPETITOR # Name |
|----|-----|-------|---------------|-----------------|------------------|-----------------------------|
| 1 | 52 | 11,87 | 4,3808 | 60,0000 | 100,00 | 6 Klöv, Morten |
| 2 | 52 | 11,95 | 4,3515 | 59,5983 | 99,33 | 131 Rasmussen, Per-Ola 1194 |
| 3 | 60 | 14,17 | 4,2343 | 57,9936 | 96,66 | 58 Andersson, Jörgen 775 |
| 4 | 50 | 12,05 | 4,1494 | 56,8305 | 94,72 | 33 Ekstedt, Stefan 215 |
| 5 | 54 | 13,45 | 4,0149 | 54,9883 | 91,65 | 50 Strengnes, Odd |
| 6 | 50 | 12,48 | 4,0064 | 54,8724 | 91,45 | 52 Nousiainen, Lauri |
| 7 | 54 | 13,82 | 3,9074 | 53,5161 | 89,19 | 95 Davis, Peter |
| 8 | 56 | 14,37 | 3,8970 | 53,3740 | 88,96 | 141 Gyllenberg, Rasmus 1355 |
| 9 | 56 | 14,46 | 3,8728 | 53,0418 | 88,40 | 92 Berntsson, Henrik |
| 10 | 52 | 13,65 | 3,8095 | 52,1758 | 86,96 | 20 Säkki, Kristian 1273 |
| 11 | 52 | 14,05 | 3,7011 | 50,6904 | 84,48 | 137 Johannesson, Stefan 288 |
| 12 | 50 | 13,61 | 3,6738 | 50,3165 | 83,86 | 51 Kvarsnes, Hans Petter |
| 13 | 58 | 16,01 | 3,6227 | 49,6175 | 82,70 | 13 Luckman, Rasmus 1588 |
| 14 | 50 | 14,10 | 3,5461 | 48,5679 | 80,95 | 23 Svedberg, Peter 431 |
| 15 | 50 | 14,39 | 3,4746 | 47,5891 | 79,32 | 18 Hjelm, Tommy 634 |
| 16 | 56 | 16,35 | 3,4251 | 46,9104 | 78,18 | 66 Lutcherath, Øystein |
| 17 | 50 | 14,65 | 3,4130 | 46,7446 | 77,91 | 121 Hagemann, Lars |
| 18 | 44 | 12,99 | 3,3872 | 46,3919 | 77,32 | 111 Mckeown, Timo |
| 19 | 56 | 16,84 | 3,3254 | 45,5454 | 75,91 | 77 Karlsson, Peter 1264 |
| 20 | 50 | 15,52 | 3,2216 | 44,1242 | 73,54 | 84 Stangvik, Kent 1244 |
| 21 | 48 | 15,01 | 3,1979 | 43,7985 | 73,00 | 147 Friberg, Johan |
| 22 | 54 | 16,98 | 3,1802 | 43,5567 | 72,59 | 102 Jacobsson, Fredrik |
| 23 | 54 | 17,55 | 3,0769 | 42,1420 | 70,24 | 35 Hellström, Tomas 1636 |
| 24 | 50 | 16,34 | 3,0600 | 41,9099 | 69,85 | 14 Larsen, Søren W |
| 25 | 52 | 17,09 | 3,0427 | 41,6735 | 69,46 | 153 Nilsson, Jörgen |
| 26 | 58 | 19,17 | 3,0256 | 41,4385 | 69,06 | 30 Johansson, Uno 1201 |
| 27 | 56 | 19,18 | 2,9197 | 39,9888 | 66,65 | 49 Ström, Simen Meyenberg |
| 28 | 50 | 17,13 | 2,9189 | 39,9771 | 66,63 | 120 Johansson, Mikael 1279 |
| 29 | 44 | 15,36 | 2,8646 | 39,2338 | 65,39 | 133 Wennerbom, Anders 1519 |
| 30 | 54 | 19,06 | 2,8332 | 38,8034 | 64,67 | 105 Bakken, Jorn |
| 31 | 37 | 13,06 | 2,8331 | 38,8023 | 64,67 | 69 Rømer, Jack |
| 32 | 48 | 16,98 | 2,8269 | 38,7170 | 64,53 | 65 Jensen, Christian D |
| 33 | 52 | 18,70 | 2,7807 | 38,0856 | 63,48 | 159 Kilén, Lars |
| 34 | 46 | 16,72 | 2,7512 | 37,6808 | 62,80 | 21 Wildemo, Fredrik 1101 |
| 35 | 58 | 21,61 | 2,6839 | 36,7597 | 61,27 | 64 Markgren, Mikael 1471 |
| 36 | 48 | 17,91 | 2,6801 | 36,7066 | 61,18 | 7 Appelkvist, Magnus 1435 |
| 37 | 58 | 21,93 | 2,6448 | 36,2233 | 60,37 | 100 Svensson, Tobias |
| 38 | 58 | 22,40 | 2,5893 | 35,4633 | 59,11 | 79 Landin, Peter 1655 |
| 39 | 54 | 21,76 | 2,4816 | 33,9886 | 56,65 | 161 Fransson, Andreas |
| 40 | 36 | 14,85 | 2,4242 | 33,2028 | 55,34 | 148 Marklund, Tord 1672 |
| 41 | 56 | 23,31 | 2,4024 | 32,9037 | 54,84 | 139 Karlsson, Mats 1624 |
| 42 | 48 | 20,01 | 2,3988 | 32,8543 | 54,76 | 74 Roos, Gunnar |
| 43 | 41 | 17,24 | 2,3782 | 32,5721 | 54,29 | 103 Plantin, Fredrik |
| 44 | 48 | 20,45 | 2,3472 | 32,1474 | 53,58 | 129 Lundström, Magnus |
| 45 | 41 | 17,54 | 2,3375 | 32,0149 | 53,36 | 29 Schiefke, Gerhard |
| 46 | 56 | 24,54 | 2,2820 | 31,2545 | 52,09 | 163 Johansson, Daniel |

PRODUCTION -- Overall Stage Results

GBG Open 2010 - Putte Memorial

Printed juni 13, 2010 at 20:04




Stage 6 -- Station 6

| | PTS | TIME | HIT FACTOR | STAGE POINTS | STAGE PERCENT | COMPETITOR # Name |
|----|-----|-------|---------------|-----------------|------------------|-----------------------------|
| 47 | 30 | 13,18 | 2,2762 | 31,1749 | 51,96 | 60 Saxhøj, Ulrik |
| 48 | 54 | 24,21 | 2,2305 | 30,5490 | 50,92 | 110 Franzen, Anders 1671 |
| 49 | 50 | 23,26 | 2,1496 | 29,4414 | 49,07 | 76 Forsling, Per 987 |
| 50 | 32 | 14,93 | 2,1433 | 29,3555 | 48,93 | 5 Norman, Cathrine |
| 51 | 37 | 17,44 | 2,1216 | 29,0572 | 48,43 | 36 Nilsson, Tomas 1716 |
| 52 | 33 | 16,03 | 2,0586 | 28,1954 | 46,99 | 115 Rigrtrup, Jørgen |
| 53 | 48 | 23,67 | 2,0279 | 27,7742 | 46,29 | 130 Andersson, Magnus Texas |
| 54 | 42 | 20,88 | 2,0115 | 27,5497 | 45,92 | 9 Johansson, Håkan |
| 55 | 44 | 21,90 | 2,0091 | 27,5174 | 45,86 | 40 Oskarsson, Tina 1677 |
| 56 | 27 | 14,13 | 1,9108 | 26,1710 | 43,62 | 122 Andersson, Jörgen K |
| 57 | 42 | 22,45 | 1,8708 | 25,6231 | 42,71 | 71 Lauritzen, Lars |
| 58 | 40 | 21,71 | 1,8425 | 25,2347 | 42,06 | 72 Ahlbeck, Johan |
| 59 | 50 | 27,26 | 1,8342 | 25,1213 | 41,87 | 63 Heidelberg, Carsten |
| 60 | 46 | 25,44 | 1,8082 | 24,7651 | 41,28 | 154 Hessling, Per-Erik |
| 61 | 37 | 21,02 | 1,7602 | 24,1084 | 40,18 | 96 Erni, Martin |
| 62 | 37 | 21,53 | 1,7185 | 23,5373 | 39,23 | 165 Hansen, Gert E |
| 63 | 52 | 30,77 | 1,6900 | 23,1459 | 38,58 | 127 Dohmen, Sofia |
| 64 | 35 | 21,60 | 1,6204 | 22,1928 | 36,99 | 42 Nordlund, Thomas |
| 65 | 33 | 21,46 | 1,5377 | 21,0612 | 35,10 | 143 Dahl, Bengt |
| 66 | 29 | 18,99 | 1,5271 | 20,9157 | 34,86 | 142 Wendelklint, Tony 1553 |
| 67 | 31 | 20,93 | 1,4811 | 20,2858 | 33,81 | 27 Rönqvist, Mickael |
| 68 | 29 | 19,93 | 1,4551 | 19,9292 | 33,22 | 1 Hildonen, Knut-Inge |
| 69 | 37 | 25,93 | 1,4269 | 19,5433 | 32,57 | 78 Vuolevi, Tommi |
| 70 | 50 | 35,87 | 1,3939 | 19,0914 | 31,82 | 48 Johansson, Peter |
| 71 | 48 | 34,94 | 1,3738 | 18,8155 | 31,36 | 149 Lindström, Angelica |
| 72 | 24 | 18,14 | 1,3230 | 18,1206 | 30,20 | 128 Larsson, Ulf |
| 73 | 46 | 37,11 | 1,2396 | 16,9772 | 28,30 | 88 Samuelsson, Weine 1703 |
| 74 | 31 | 25,52 | 1,2147 | 16,6372 | 27,73 | 157 Bäckström, Odd |
| 75 | 37 | 32,60 | 1,1350 | 15,5447 | 25,91 | 87 Berg, Yvonne 1319 |
| 76 | 23 | 24,55 | 0,9369 | 12,8314 | 21,39 | 140 Christensen, Nicklas |
| 77 | 17 | 23,13 | 0,7350 | 10,0663 | 16,78 | 113 Westerlund, Roger 1697 |
| 78 | 14 | 19,18 | 0,7299 | 9,9972 | 16,66 | 75 Owe, Geir |
| 79 | 8 | 14,08 | 0,5682 | 7,7819 | 12,97 | 31 Karp, Roger |

REVOLVER (STANDARD) -- Overall Stage Results

GBG Open 2010 - Putte Memorial

Printed juni 13, 2010 at 20:04



Stage 6 -- Station 6

| | PTS | TIME | HIT FACTOR | STAGE POINTS | STAGE PERCENT | COMPETITOR # Name |
|---|-----|-------|---------------|-----------------|------------------|---------------------------|
| 1 | 55 | 19,96 | 2,7555 | 60,0000 | 100,00 | 34 Linskog, Olle Bas 1613 |
| 2 | 54 | 20,66 | 2,6137 | 56,9131 | 94,86 | 106 Björk, Jonas 1753 |
| 3 | 50 | 20,64 | 2,4225 | 52,7484 | 87,91 | 54 Edfeldt, Ivar |
| 4 | 43 | 22,62 | 1,9010 | 41,3928 | 68,99 | 80 Lindfors, Anders 1406 |
| 5 | 34 | 22,48 | 1,5125 | 32,9330 | 54,89 | 44 Nilsson, Ola 1211 |

OPEN -- Overall Stage Results

GBG Open 2010 - Putte Memorial

Printed juni 13, 2010 at 20:04



Stage 7 -- Station 7

| | PTS | TIME | HIT FACTOR | STAGE POINTS | STAGE PERCENT | COMPETITOR # Name | |
|----|-----|-------|---------------|-----------------|------------------|-------------------------|--------|
| 1 | 38 | 5,21 | 7,2937 | 45,0000 | 100,00 | 59 Skoog, Larstony | 538 |
| 2 | 38 | 5,62 | 6,7616 | 41,7171 | 92,70 | 26 Kosola, Vesa | |
| 3 | 37 | 5,52 | 6,7029 | 41,3551 | 91,90 | 125 Nordberg, Johan | 278 |
| 4 | 34 | 5,18 | 6,5637 | 40,4963 | 89,99 | 123 Andersson, Robert | 720 |
| 5 | 36 | 5,52 | 6,5217 | 40,2374 | 89,42 | 168 Friberg, Glenn | 1036 |
| 6 | 38 | 5,98 | 6,3545 | 39,2057 | 87,12 | 82 Johansen, Are | |
| 7 | 23 | 3,65 | 6,3014 | 38,8778 | 86,40 | 104 Haugli, Steinar | |
| 8 | 39 | 6,19 | 6,3005 | 38,8723 | 86,38 | 119 Wiel, Elisabeth | |
| 9 | 34 | 5,44 | 6,2500 | 38,5609 | 85,69 | 99 Ruohonen, Tony | |
| 10 | 36 | 5,99 | 6,0100 | 37,0802 | 82,40 | 107 Sparby, Frank | |
| 11 | 29 | 5,44 | 5,3309 | 32,8901 | 73,09 | 124 Larning, Bjarne | 1191 |
| 12 | 38 | 7,64 | 4,9738 | 30,6872 | 68,19 | 85 Glesnes, Kenneth | |
| 13 | 38 | 8,17 | 4,6512 | 28,6964 | 63,77 | 4 Lee, Kyrre | |
| 14 | 36 | 7,88 | 4,5685 | 28,1866 | 62,64 | 114 Svendsen, K.B. | |
| 15 | 41 | 9,01 | 4,5505 | 28,0754 | 62,39 | 156 Ståhl, David | 1638 |
| 16 | 36 | 8,23 | 4,3742 | 26,9879 | 59,97 | 45 Micaelsen, Ola | |
| 17 | 26 | 6,14 | 4,2345 | 26,1259 | 58,06 | 91 Jacobsen, Jostein | |
| 18 | 32 | 7,63 | 4,1940 | 25,8757 | 57,50 | 94 Sörensen, Karsten | |
| 19 | 34 | 8,29 | 4,1013 | 25,3041 | 56,23 | 62 Schön, Marianne | 985 |
| 20 | 23 | 5,62 | 4,0925 | 25,2498 | 56,11 | 134 Larsson, Peter | 1518 |
| 21 | 20 | 4,93 | 4,0568 | 25,0294 | 55,62 | 67 Loe, Hans Roger | |
| 22 | 22 | 5,57 | 3,9497 | 24,3688 | 54,15 | 132 Andersson, Robert | |
| 23 | 22 | 5,61 | 3,9216 | 24,1950 | 53,77 | 116 Sandås, Frank | |
| 24 | 26 | 6,64 | 3,9157 | 24,1586 | 53,69 | 135 Bäckström, Mats | 1462 O |
| 25 | 38 | 9,76 | 3,8934 | 24,0215 | 53,38 | 167 Molin, Marcus | 1193 |
| 26 | 26 | 6,72 | 3,8690 | 23,8710 | 53,05 | 17 Werner, Carl-Erik | 1033 |
| 27 | 21 | 6,01 | 3,4942 | 21,5581 | 47,91 | 90 Christiansen, Anders | |
| 28 | 18 | 5,81 | 3,0981 | 19,1145 | 42,48 | 83 Johanstad, Tåle | |
| 29 | 38 | 15,34 | 2,4772 | 15,2836 | 33,96 | 152 Persson, Ola | |
| 30 | 12 | 5,28 | 2,2727 | 14,0221 | 31,16 | 108 Reyes, Johnny | |
| 31 | 14 | 6,40 | 2,1875 | 13,4963 | 29,99 | 47 Eliassen, Trond | |
| 32 | 29 | 15,53 | 1,8674 | 11,5211 | 25,60 | 101 Johansson, Tore | 874 |
| 33 | 9 | 5,18 | 1,7375 | 10,7196 | 23,82 | 61 Hansen, Johan | 78 |
| 34 | 7 | 5,23 | 1,3384 | 8,2578 | 18,35 | 81 Solberg, Richard | |
| 35 | 8 | 9,24 | 0,8658 | 5,3418 | 11,87 | 145 Nilsson, Claes | |
| 36 | 0 | 7,07 | 0,0000 | 0,0000 | 0,00 | 138 Forslund, Tony | 1511 |

STANDARD -- Overall Stage Results

GBG Open 2010 - Putte Memorial

Printed juni 13, 2010 at 20:04



Stage 7 -- Station 7

| | PTS | TIME | HIT FACTOR | STAGE POINTS | STAGE PERCENT | COMPETITOR # Name |
|----|-----|-------|---------------|-----------------|------------------|------------------------------|
| 1 | 33 | 5,62 | 5,8719 | 45,0000 | 100,00 | 136 Holmberg, Daniel |
| 2 | 35 | 6,31 | 5,5468 | 42,5083 | 94,46 | 150 Östling, Mikael 1546 |
| 3 | 27 | 5,34 | 5,0562 | 38,7487 | 86,11 | 37 Lundberg, Klas 947 |
| 4 | 31 | 6,32 | 4,9051 | 37,5906 | 83,53 | 53 Kastell, Peter |
| 5 | 37 | 7,63 | 4,8493 | 37,1631 | 82,58 | 112 Marjoniemi, Esa |
| 6 | 39 | 8,23 | 4,7388 | 36,3161 | 80,70 | 68 Persson, John 1468 |
| 7 | 36 | 7,66 | 4,6997 | 36,0171 | 80,04 | 8 Dahlman, Roland 1297 |
| 8 | 36 | 8,39 | 4,2908 | 32,8833 | 73,07 | 126 Sandberg, Jens |
| 9 | 23 | 5,38 | 4,2751 | 32,7628 | 72,81 | 38 Lundberg, Sven 948 |
| 10 | 35 | 9,52 | 3,6765 | 28,1751 | 62,61 | 12 Schieck, Peter |
| 11 | 31 | 9,74 | 3,1828 | 24,3915 | 54,20 | 118 Nakling, Hilde |
| 12 | 23 | 8,23 | 2,7947 | 21,4172 | 47,59 | 56 Edfeldt, Vincent |
| 13 | 28 | 10,37 | 2,7001 | 20,6926 | 45,98 | 93 Rudensten, Joakim 528 |
| 14 | 22 | 8,30 | 2,6506 | 20,3133 | 45,14 | 10 Parasidis, Matheos 1422 |
| 15 | 20 | 7,84 | 2,5510 | 19,5501 | 43,44 | 70 Sjöholm, Hans-Erik 344 |
| 16 | 27 | 12,33 | 2,1898 | 16,7817 | 37,29 | 3 Miklaheim, Fredrik 827 |
| 17 | 26 | 11,97 | 2,1721 | 16,6462 | 36,99 | 151 Arabäck, Niklas |
| 18 | 33 | 15,26 | 2,1625 | 16,5727 | 36,83 | 55 Edfeldt, Kattis 933 |
| 19 | 31 | 14,85 | 2,0875 | 15,9982 | 35,55 | 155 Swanmark, Johan |
| 20 | 19 | 10,21 | 1,8609 | 14,2614 | 31,69 | 117 Kråkö, Lene |
| 21 | 14 | 11,73 | 1,1935 | 9,1467 | 20,33 | 32 Jansson, Henrik 1602 |
| 22 | 12 | 10,60 | 1,1321 | 8,6758 | 19,28 | 166 Andersen, Peter Munk |
| 23 | 7 | 8,32 | 0,8413 | 6,4478 | 14,33 | 146 Andersson, Christer 1517 |
| 24 | 8 | 19,56 | 0,4090 | 3,1344 | 6,97 | 98 Basic, Susan 1287 |
| 25 | 2 | 6,11 | 0,3273 | 2,5086 | 5,57 | 97 Olander, Micke 1124 |
| 26 | 0 | 11,35 | 0,0000 | 0,0000 | 0,00 | 144 Söderén, Lars-Erik 1642 |
| 27 | 0 | 16,31 | 0,0000 | 0,0000 | 0,00 | 158 Kilén, Teresa |
| 28 | 0 | 9,20 | 0,0000 | 0,0000 | 0,00 | 162 Persson, Gustav |
| 29 | 0 | 10,80 | 0,0000 | 0,0000 | 0,00 | 2 Rosenblad, Jari |

PRODUCTION -- Overall Stage Results

GBG Open 2010 - Putte Memorial

Printed juni 13, 2010 at 20:04




Stage 7 -- Station 7

| | PTS | TIME | HIT FACTOR | STAGE POINTS | STAGE PERCENT | COMPETITOR # Name |
|----|-----|-------|---------------|-----------------|------------------|-----------------------------|
| 1 | 31 | 5,94 | 5,2189 | 45,0000 | 100,00 | 18 Hjelm, Tommy 634 |
| 2 | 23 | 5,24 | 4,3893 | 37,8472 | 84,10 | 23 Svedberg, Peter 431 |
| 3 | 27 | 6,20 | 4,3548 | 37,5499 | 83,44 | 141 Gyllenberg, Rasmus 1355 |
| 4 | 31 | 7,21 | 4,2996 | 37,0735 | 82,39 | 63 Heidelberg, Carsten |
| 5 | 25 | 6,09 | 4,1051 | 35,3965 | 78,66 | 131 Rasmussen, Per-Ola 1194 |
| 6 | 33 | 8,10 | 4,0741 | 35,1290 | 78,06 | 139 Karlsson, Mats 1624 |
| 7 | 24 | 5,93 | 4,0472 | 34,8975 | 77,55 | 66 Lutcherath, Øystein |
| 8 | 31 | 7,78 | 3,9846 | 34,3573 | 76,35 | 77 Karlsson, Peter 1264 |
| 9 | 31 | 7,93 | 3,9092 | 33,7074 | 74,91 | 95 Davis, Peter |
| 10 | 29 | 7,49 | 3,8718 | 33,3852 | 74,19 | 65 Jensen, Christian D |
| 11 | 25 | 6,52 | 3,8344 | 33,0620 | 73,47 | 14 Larsen, Søren W |
| 12 | 31 | 8,13 | 3,8130 | 32,8782 | 73,06 | 121 Hagemann, Lars |
| 13 | 20 | 5,29 | 3,7807 | 32,5995 | 72,44 | 69 Rømer, Jack |
| 14 | 31 | 8,22 | 3,7713 | 32,5182 | 72,26 | 75 Owe, Geir |
| 15 | 29 | 7,81 | 3,7132 | 32,0173 | 71,15 | 84 Stangvik, Kent 1244 |
| 16 | 33 | 9,01 | 3,6626 | 31,5810 | 70,18 | 42 Nordlund, Thomas |
| 17 | 31 | 8,47 | 3,6600 | 31,5584 | 70,13 | 137 Johannesson, Stefan 288 |
| 18 | 33 | 9,04 | 3,6504 | 31,4762 | 69,95 | 96 Erni, Martin |
| 19 | 31 | 8,50 | 3,6471 | 31,4471 | 69,88 | 64 Markgren, Mikael 1471 |
| 20 | 33 | 9,14 | 3,6105 | 31,1319 | 69,18 | 48 Johansson, Peter |
| 21 | 33 | 9,18 | 3,5948 | 30,9962 | 68,88 | 21 Wildemo, Fredrik 1101 |
| 22 | 29 | 8,23 | 3,5237 | 30,3833 | 67,52 | 31 Karp, Roger |
| 23 | 31 | 8,83 | 3,5108 | 30,2718 | 67,27 | 71 Lauritzen, Lars |
| 24 | 20 | 5,85 | 3,4188 | 29,4789 | 65,51 | 6 Klöv, Morten |
| 25 | 29 | 8,58 | 3,3800 | 29,1439 | 64,76 | 165 Hansen, Gert E |
| 26 | 29 | 8,70 | 3,3333 | 28,7419 | 63,87 | 49 Ström, Simen Meyenberg |
| 27 | 27 | 8,10 | 3,3333 | 28,7419 | 63,87 | 79 Landin, Peter 1655 |
| 28 | 18 | 5,49 | 3,2787 | 28,2708 | 62,82 | 51 Kvarsnes, Hans Petter |
| 29 | 27 | 8,29 | 3,2569 | 28,0832 | 62,41 | 50 Strengnes, Odd |
| 30 | 24 | 7,87 | 3,0496 | 26,2950 | 58,43 | 7 Appelvist, Magnus 1435 |
| 31 | 20 | 6,59 | 3,0349 | 26,1687 | 58,15 | 111 Mckeown, Timo |
| 32 | 22 | 7,42 | 2,9650 | 25,5656 | 56,81 | 52 Nousiainen, Lauri |
| 33 | 31 | 10,72 | 2,8918 | 24,9347 | 55,41 | 78 Vuolevi, Tommi |
| 34 | 31 | 11,01 | 2,8156 | 24,2779 | 53,95 | 35 Hellström, Tomas 1636 |
| 35 | 18 | 6,56 | 2,7439 | 23,6595 | 52,58 | 102 Jacobsson, Fredrik |
| 36 | 29 | 11,07 | 2,6197 | 22,5885 | 50,20 | 29 Schiefke, Gerhard |
| 37 | 16 | 6,18 | 2,5890 | 22,3238 | 49,61 | 92 Berntsson, Henrik |
| 38 | 27 | 10,75 | 2,5116 | 21,6567 | 48,13 | 161 Fransson, Andreas |
| 39 | 16 | 6,40 | 2,5000 | 21,5565 | 47,90 | 33 Ekstedt, Stefan 215 |
| 40 | 20 | 8,29 | 2,4125 | 20,8024 | 46,23 | 100 Svensson, Tobias |
| 41 | 20 | 8,46 | 2,3641 | 20,3843 | 45,30 | 60 Saxhøj, Ulrik |
| 42 | 20 | 8,51 | 2,3502 | 20,2646 | 45,03 | 153 Nilsson, Jörgen |
| 43 | 23 | 9,94 | 2,3139 | 19,9516 | 44,34 | 142 Wendelklint, Tony 1553 |
| 44 | 18 | 8,44 | 2,1327 | 18,3894 | 40,87 | 27 Rönnqvist, Mickael |
| 45 | 16 | 8,54 | 1,8735 | 16,1547 | 35,90 | 30 Johansson, Uno 1201 |
| 46 | 14 | 7,77 | 1,8018 | 15,5362 | 34,52 | 5 Norman, Cathrine |

PRODUCTION -- Overall Stage Results

GBG Open 2010 - Putte Memorial

Printed juni 13, 2010 at 20:04



Stage 7 -- Station 7

| | PTS | TIME | HIT FACTOR | STAGE POINTS | STAGE PERCENT | COMPETITOR # Name |
|----|-----|-------|---------------|-----------------|------------------|-----------------------------|
| 47 | 16 | 9,11 | 1,7563 | 15,1439 | 33,65 | 13 Luckman, Rasmus 1588 |
| 48 | 14 | 8,00 | 1,7500 | 15,0895 | 33,53 | 20 Säkki, Kristian 1273 |
| 49 | 22 | 12,71 | 1,7309 | 14,9250 | 33,17 | 133 Wennerbom, Anders 1519 |
| 50 | 12 | 6,99 | 1,7167 | 14,8027 | 32,89 | 147 Friberg, Johan |
| 51 | 10 | 5,91 | 1,6920 | 14,5898 | 32,42 | 76 Forsling, Per 987 |
| 52 | 18 | 12,13 | 1,4839 | 12,7953 | 28,43 | 129 Lundström, Magnus |
| 53 | 12 | 8,12 | 1,4778 | 12,7427 | 28,32 | 110 Franzen, Anders 1671 |
| 54 | 27 | 18,73 | 1,4415 | 12,4298 | 27,62 | 127 Dohmen, Sofia |
| 55 | 12 | 9,22 | 1,3015 | 11,2224 | 24,94 | 103 Plantin, Fredrik |
| 56 | 19 | 14,69 | 1,2934 | 11,1524 | 24,78 | 128 Larsson, Ulf |
| 57 | 9 | 7,09 | 1,2694 | 10,9454 | 24,32 | 120 Johansson, Mikael 1279 |
| 58 | 10 | 8,11 | 1,2330 | 10,6320 | 23,63 | 115 Rigtrup, Jørgen |
| 59 | 16 | 13,50 | 1,1852 | 10,2194 | 22,71 | 40 Oskarsson, Tina 1677 |
| 60 | 11 | 9,32 | 1,1803 | 10,1769 | 22,62 | 130 Andersson, Magnus Texas |
| 61 | 18 | 15,33 | 1,1742 | 10,1244 | 22,50 | 154 Hessling, Per-Erik |
| 62 | 14 | 13,05 | 1,0728 | 9,2503 | 20,56 | 74 Roos, Gunnar |
| 63 | 8 | 7,55 | 1,0596 | 9,1365 | 20,30 | 122 Andersson, Jörgen K |
| 64 | 8 | 7,70 | 1,0390 | 8,9585 | 19,91 | 58 Andersson, Jörgen 775 |
| 65 | 12 | 11,65 | 1,0300 | 8,8816 | 19,74 | 87 Berg, Yvonne 1319 |
| 66 | 10 | 11,58 | 0,8636 | 7,4461 | 16,55 | 143 Dahl, Bengt |
| 67 | 7 | 10,22 | 0,6849 | 5,9059 | 13,12 | 1 Hildonen, Knut-Inge |
| 68 | 11 | 16,45 | 0,6687 | 5,7659 | 12,81 | 88 Samuelsson, Weine 1703 |
| 69 | 7 | 13,10 | 0,5344 | 4,6075 | 10,24 | 113 Westerlund, Roger 1697 |
| 70 | 9 | 20,26 | 0,4442 | 3,8304 | 8,51 | 140 Christensen, Nicklas |
| 71 | 5 | 12,34 | 0,4052 | 3,4938 | 7,76 | 105 Bakken, Jorn |
| 72 | 3 | 8,90 | 0,3371 | 2,9065 | 6,46 | 9 Johansson, Håkan |
| 73 | 0 | 7,03 | 0,0000 | 0,0000 | 0,00 | 163 Johansson, Daniel |
| 74 | 0 | 9,02 | 0,0000 | 0,0000 | 0,00 | 36 Nilsson, Tomas 1716 |
| 75 | 0 | 8,04 | 0,0000 | 0,0000 | 0,00 | 159 Kilén, Lars |
| 76 | 0 | 11,07 | 0,0000 | 0,0000 | 0,00 | 157 Bäckström, Odd |
| 77 | 0 | 8,01 | 0,0000 | 0,0000 | 0,00 | 148 Marklund, Tord 1672 |
| 78 | 0 | 13,36 | 0,0000 | 0,0000 | 0,00 | 72 Ahlbeck, Johan |
| 79 | 0 | 4,11 | 0,0000 | 0,0000 | 0,00 | 149 Lindström, Angelica |

REVOLVER (STANDARD) -- Overall Stage Results

GBG Open 2010 - Putte Memorial

Printed juni 13, 2010 at 20:04




Stage 7 -- Station 7

| | PTS | TIME | HIT FACTOR | STAGE POINTS | STAGE PERCENT | COMPETITOR # Name |
|---|-----|-------|---------------|-----------------|------------------|---------------------------|
| 1 | 34 | 10,11 | 3,3630 | 45,0000 | 100,00 | 80 Lindfors, Anders 1406 |
| 2 | 34 | 12,82 | 2,6521 | 35,4875 | 78,86 | 44 Nilsson, Ola 1211 |
| 3 | 35 | 13,42 | 2,6080 | 34,8980 | 77,55 | 54 Edfeldt, Ivar |
| 4 | 39 | 14,99 | 2,6017 | 34,8135 | 77,36 | 34 Linskog, Olle Bas 1613 |
| 5 | 24 | 12,09 | 1,9851 | 26,5625 | 59,03 | 106 Björk, Jonas 1753 |

OPEN -- Overall Stage Results

GBG Open 2010 - Putte Memorial

Printed juni 13, 2010 at 20:04



Stage 8 -- Station 8

| | PTS | TIME | HIT FACTOR | STAGE POINTS | STAGE PERCENT | COMPETITOR # Name |
|----|-----|-------|---------------|-----------------|------------------|----------------------------|
| 1 | 68 | 9,35 | 7,2727 | 70,0000 | 100,00 | 4 Lee, Kyrre |
| 2 | 67 | 9,41 | 7,1201 | 68,5308 | 97,90 | 59 Skoog, Larstony 538 |
| 3 | 66 | 9,54 | 6,9182 | 66,5881 | 95,13 | 125 Nordberg, Johan 278 |
| 4 | 67 | 10,22 | 6,5558 | 63,0993 | 90,14 | 135 Bäckström, Mats 1462 O |
| 5 | 68 | 10,75 | 6,3256 | 60,8837 | 86,98 | 107 Sparby, Frank |
| 6 | 67 | 10,77 | 6,2210 | 59,8770 | 85,54 | 61 Hansen, Johan 78 |
| 7 | 68 | 11,20 | 6,0714 | 58,4375 | 83,48 | 104 Haugli, Steinar |
| 8 | 64 | 10,58 | 6,0491 | 58,2231 | 83,18 | 168 Friberg, Glenn 1036 |
| 9 | 66 | 11,58 | 5,6995 | 54,8575 | 78,37 | 90 Christiansen, Anders |
| 10 | 63 | 11,20 | 5,6250 | 54,1406 | 77,34 | 91 Jacobsen, Jostein |
| 11 | 70 | 12,58 | 5,5644 | 53,5572 | 76,51 | 116 Sandås, Frank |
| 12 | 63 | 11,54 | 5,4593 | 52,5455 | 75,06 | 45 Micaelsen, Ola |
| 13 | 67 | 12,35 | 5,4251 | 52,2166 | 74,60 | 99 Ruohonen, Tony |
| 14 | 63 | 11,76 | 5,3571 | 51,5625 | 73,66 | 67 Loe, Hans Roger |
| 15 | 65 | 12,33 | 5,2717 | 50,7401 | 72,49 | 123 Andersson, Robert 720 |
| 16 | 62 | 12,16 | 5,0987 | 49,0748 | 70,11 | 134 Larsson, Peter 1518 |
| 17 | 68 | 13,63 | 4,9890 | 48,0191 | 68,60 | 17 Werner, Carl-Erik 1033 |
| 18 | 67 | 13,62 | 4,9192 | 47,3476 | 67,64 | 94 Sörensen, Karsten |
| 19 | 66 | 13,55 | 4,8708 | 46,8819 | 66,97 | 83 Johanstad, Tåle |
| 20 | 58 | 12,15 | 4,7737 | 45,9465 | 65,64 | 81 Solberg, Richard |
| 21 | 69 | 15,11 | 4,5665 | 43,9527 | 62,79 | 124 Larning, Bjarne 1191 |
| 22 | 65 | 14,29 | 4,5486 | 43,7806 | 62,54 | 167 Molin, Marcus 1193 |
| 23 | 61 | 13,61 | 4,4820 | 43,1392 | 61,63 | 108 Reyes, Johnny |
| 24 | 65 | 14,86 | 4,3742 | 42,1013 | 60,14 | 85 Glesnes, Kenneth |
| 25 | 67 | 15,36 | 4,3620 | 41,9840 | 59,98 | 26 Kosola, Vesa |
| 26 | 65 | 15,54 | 4,1828 | 40,2590 | 57,51 | 62 Schön, Marianne 985 |
| 27 | 70 | 16,81 | 4,1642 | 40,0803 | 57,26 | 145 Nilsson, Claes |
| 28 | 59 | 14,33 | 4,1172 | 39,6284 | 56,61 | 132 Andersson, Robert |
| 29 | 62 | 15,49 | 4,0026 | 38,5249 | 55,04 | 138 Forslund, Tony 1511 |
| 30 | 67 | 16,76 | 3,9976 | 38,4770 | 54,97 | 82 Johansen, Are |
| 31 | 52 | 13,70 | 3,7956 | 36,5328 | 52,19 | 119 Wiel, Elisabeth |
| 32 | 34 | 12,28 | 2,7687 | 26,6490 | 38,07 | 47 Eliassen, Trond |
| 33 | 67 | 25,88 | 2,5889 | 24,9179 | 35,60 | 156 Ståhl, David 1638 |
| 34 | 65 | 26,87 | 2,4191 | 23,2834 | 33,26 | 114 Svendsen, K.B. |
| 35 | 51 | 31,91 | 1,5982 | 15,3831 | 21,98 | 152 Persson, Ola |
| 36 | 48 | 51,34 | 0,9349 | 8,9988 | 12,86 | 101 Johansson, Tore 874 |

STANDARD -- Overall Stage Results

GBG Open 2010 - Putte Memorial

Printed juni 13, 2010 at 20:04




Stage 8 -- Station 8

| | PTS | TIME | HIT FACTOR | STAGE POINTS | STAGE PERCENT | COMPETITOR # Name |
|----|-----|-------|---------------|-----------------|------------------|------------------------------|
| 1 | 67 | 12,70 | 5,2756 | 70,0000 | 100,00 | 112 Marjoniemi, Esa |
| 2 | 61 | 11,95 | 5,1046 | 67,7312 | 96,76 | 136 Holmberg, Daniel |
| 3 | 62 | 12,90 | 4,8062 | 63,7718 | 91,10 | 53 Kastell, Peter |
| 4 | 67 | 13,96 | 4,7994 | 63,6820 | 90,97 | 37 Lundberg, Klas 947 |
| 5 | 67 | 14,22 | 4,7117 | 62,5176 | 89,31 | 150 Östling, Mikael 1546 |
| 6 | 64 | 14,83 | 4,3156 | 57,2619 | 81,80 | 118 Nakling, Hilde |
| 7 | 57 | 14,68 | 3,8828 | 51,5200 | 73,60 | 10 Parasidis, Matheos 1422 |
| 8 | 50 | 13,28 | 3,7651 | 49,9573 | 71,37 | 97 Olander, Micke 1124 |
| 9 | 51 | 13,73 | 3,7145 | 49,2863 | 70,41 | 126 Sandberg, Jens |
| 10 | 56 | 15,20 | 3,6842 | 48,8845 | 69,84 | 146 Andersson, Christer 1517 |
| 11 | 68 | 18,49 | 3,6777 | 48,7977 | 69,71 | 155 Swanmark, Johan |
| 12 | 65 | 18,07 | 3,5971 | 47,7290 | 68,18 | 117 Kråkö, Lene |
| 13 | 65 | 18,63 | 3,4890 | 46,2943 | 66,13 | 151 Arabäck, Niklas |
| 14 | 51 | 14,73 | 3,4623 | 45,9404 | 65,63 | 38 Lundberg, Sven 948 |
| 15 | 63 | 18,21 | 3,4596 | 45,9047 | 65,58 | 8 Dahlman, Roland 1297 |
| 16 | 60 | 18,50 | 3,2432 | 43,0335 | 61,48 | 12 Schieck, Peter |
| 17 | 68 | 22,33 | 3,0452 | 40,4061 | 57,72 | 56 Edfeldt, Vincent |
| 18 | 58 | 19,88 | 2,9175 | 38,7114 | 55,30 | 3 Miklaheim, Fredrik 827 |
| 19 | 52 | 18,93 | 2,7470 | 36,4485 | 52,07 | 2 Rosenblad, Jari |
| 20 | 49 | 19,93 | 2,4586 | 32,6224 | 46,60 | 70 Sjöholm, Hans-Erik 344 |
| 21 | 49 | 24,16 | 2,0281 | 26,9108 | 38,44 | 93 Rudensten, Joakim 528 |
| 22 | 58 | 29,35 | 1,9761 | 26,2209 | 37,46 | 68 Persson, John 1468 |
| 23 | 64 | 41,63 | 1,5374 | 20,3986 | 29,14 | 166 Andersen, Peter Munk |
| 24 | 47 | 32,84 | 1,4312 | 18,9899 | 27,13 | 162 Persson, Gustav |
| 25 | 32 | 30,07 | 1,0642 | 14,1203 | 20,17 | 55 Edfeldt, Kattis 933 |
| 26 | 30 | 43,31 | 0,6927 | 9,1909 | 13,13 | 158 Kilén, Teresa |
| 27 | 17 | 27,91 | 0,6091 | 8,0819 | 11,55 | 144 Söderén, Lars-Erik 1642 |
| 28 | 4 | 33,78 | 0,1184 | 1,5712 | 2,24 | 32 Jansson, Henrik 1602 |
| 29 | 0 | 59,49 | 0,0000 | 0,0000 | 0,00 | 98 Basic, Susan 1287 |

PRODUCTION -- Overall Stage Results

GBG Open 2010 - Putte Memorial

Printed juni 13, 2010 at 20:04




Stage 8 -- Station 8

| | PTS | TIME | HIT FACTOR | STAGE POINTS | STAGE PERCENT | COMPETITOR # Name |
|----|-----|-------|---------------|-----------------|------------------|-----------------------------|
| 1 | 64 | 11,23 | 5,6990 | 70,0000 | 100,00 | 131 Rasmussen, Per-Ola 1194 |
| 2 | 64 | 12,56 | 5,0955 | 62,5876 | 89,41 | 33 Ekstedt, Stefan 215 |
| 3 | 68 | 13,41 | 5,0708 | 62,2842 | 88,98 | 52 Nousiainen, Lauri |
| 4 | 62 | 12,92 | 4,7988 | 58,9423 | 84,20 | 141 Gyllenberg, Rasmus 1355 |
| 5 | 62 | 13,52 | 4,5858 | 56,3265 | 80,47 | 23 Svedberg, Peter 431 |
| 6 | 68 | 14,89 | 4,5668 | 56,0934 | 80,13 | 77 Karlsson, Peter 1264 |
| 7 | 64 | 14,09 | 4,5422 | 55,7913 | 79,70 | 6 Klöv, Morten |
| 8 | 64 | 14,39 | 4,4475 | 54,6282 | 78,04 | 21 Wildemo, Fredrik 1101 |
| 9 | 64 | 14,44 | 4,4321 | 54,4391 | 77,77 | 148 Marklund, Tord 1672 |
| 10 | 62 | 14,14 | 4,3847 | 53,8567 | 76,94 | 69 Rømer, Jack |
| 11 | 62 | 14,53 | 4,2670 | 52,4112 | 74,87 | 120 Johansson, Mikael 1279 |
| 12 | 56 | 13,19 | 4,2456 | 52,1484 | 74,50 | 50 Strengnes, Odd |
| 13 | 56 | 13,41 | 4,1760 | 51,2929 | 73,28 | 95 Davis, Peter |
| 14 | 62 | 15,08 | 4,1114 | 50,4996 | 72,14 | 18 Hjelm, Tommy 634 |
| 15 | 58 | 14,11 | 4,1106 | 50,4892 | 72,13 | 139 Karlsson, Mats 1624 |
| 16 | 64 | 15,71 | 4,0738 | 50,0382 | 71,48 | 58 Andersson, Jörgen 775 |
| 17 | 62 | 15,26 | 4,0629 | 49,9040 | 71,29 | 111 Mckeown, Timo |
| 18 | 64 | 15,76 | 4,0609 | 49,8794 | 71,26 | 66 Lutcherath, Øystein |
| 19 | 66 | 16,30 | 4,0491 | 49,7341 | 71,05 | 51 Kvarsnes, Hans Petter |
| 20 | 52 | 13,52 | 3,8462 | 47,2416 | 67,49 | 165 Hansen, Gert E |
| 21 | 47 | 12,33 | 3,8118 | 46,8201 | 66,89 | 121 Hagemann, Lars |
| 22 | 54 | 14,73 | 3,6660 | 45,0286 | 64,33 | 31 Karp, Roger |
| 23 | 62 | 17,00 | 3,6471 | 44,7961 | 63,99 | 137 Johannesson, Stefan 288 |
| 24 | 60 | 16,91 | 3,5482 | 43,5818 | 62,26 | 29 Schiefke, Gerhard |
| 25 | 68 | 19,46 | 3,4943 | 42,9204 | 61,31 | 133 Wennerbom, Anders 1519 |
| 26 | 66 | 18,97 | 3,4792 | 42,7341 | 61,05 | 96 Erni, Martin |
| 27 | 60 | 17,26 | 3,4762 | 42,6981 | 61,00 | 20 Säkki, Kristian 1273 |
| 28 | 66 | 19,01 | 3,4719 | 42,6442 | 60,92 | 7 Appelkvist, Magnus 1435 |
| 29 | 64 | 19,24 | 3,3264 | 40,8576 | 58,37 | 13 Luckman, Rasmus 1588 |
| 30 | 54 | 16,39 | 3,2947 | 40,4681 | 57,81 | 84 Stangvik, Kent 1244 |
| 31 | 66 | 20,04 | 3,2934 | 40,4524 | 57,79 | 60 Saxhøj, Ulrik |
| 32 | 45 | 13,74 | 3,2751 | 40,2276 | 57,47 | 102 Jacobsson, Fredrik |
| 33 | 68 | 20,84 | 3,2630 | 40,0783 | 57,25 | 42 Nordlund, Thomas |
| 34 | 58 | 18,12 | 3,2009 | 39,3158 | 56,17 | 153 Nilsson, Jörgen |
| 35 | 64 | 20,18 | 3,1715 | 38,9544 | 55,65 | 76 Forsling, Per 987 |
| 36 | 64 | 20,40 | 3,1373 | 38,5343 | 55,05 | 100 Svensson, Tobias |
| 37 | 60 | 19,13 | 3,1364 | 38,5242 | 55,03 | 103 Plantin, Fredrik |
| 38 | 68 | 21,70 | 3,1336 | 38,4899 | 54,99 | 40 Oskarsson, Tina 1677 |
| 39 | 62 | 20,28 | 3,0572 | 37,5510 | 53,64 | 14 Larsen, Søren W |
| 40 | 60 | 19,69 | 3,0472 | 37,4286 | 53,47 | 63 Heidelberg, Carsten |
| 41 | 58 | 19,19 | 3,0224 | 37,1237 | 53,03 | 72 Ahlbeck, Johan |
| 42 | 58 | 19,35 | 2,9974 | 36,8167 | 52,60 | 130 Andersson, Magnus Texas |
| 43 | 62 | 20,73 | 2,9908 | 36,7359 | 52,48 | 65 Jensen, Christian D |
| 44 | 68 | 23,06 | 2,9488 | 36,2199 | 51,74 | 163 Johansson, Daniel |
| 45 | 56 | 19,24 | 2,9106 | 35,7504 | 51,07 | 49 Ström, Simen Meyenberg |
| 46 | 56 | 19,24 | 2,9106 | 35,7504 | 51,07 | 64 Markgren, Mikael 1471 |

PRODUCTION -- Overall Stage Results

GBG Open 2010 - Putte Memorial

Printed juni 13, 2010 at 20:04



Stage 8 -- Station 8

| | PTS | TIME | HIT FACTOR | STAGE POINTS | STAGE PERCENT | COMPETITOR # Name |
|----|-----|-------|---------------|-----------------|------------------|----------------------------|
| 47 | 64 | 22,34 | 2,8648 | 35,1880 | 50,27 | 48 Johansson, Peter |
| 48 | 39 | 14,11 | 2,7640 | 33,9497 | 48,50 | 92 Berntsson, Henrik |
| 49 | 60 | 22,22 | 2,7003 | 33,1669 | 47,38 | 110 Franzen, Anders 1671 |
| 50 | 62 | 24,47 | 2,5337 | 31,1211 | 44,46 | 88 Samuelsson, Weine 1703 |
| 51 | 45 | 17,96 | 2,5056 | 30,7754 | 43,96 | 142 Wendelklint, Tony 1553 |
| 52 | 56 | 22,37 | 2,5034 | 30,7482 | 43,93 | 157 Bäckström, Odd |
| 53 | 54 | 21,69 | 2,4896 | 30,5796 | 43,69 | 105 Bakken, Jorn |
| 54 | 62 | 25,05 | 2,4750 | 30,4006 | 43,43 | 113 Westerlund, Roger 1697 |
| 55 | 58 | 24,00 | 2,4167 | 29,6835 | 42,40 | 79 Landin, Peter 1655 |
| 56 | 66 | 28,68 | 2,3013 | 28,2659 | 40,38 | 149 Lindström, Angelica |
| 57 | 30 | 13,46 | 2,2288 | 27,3763 | 39,11 | 147 Friberg, Johan |
| 58 | 47 | 21,09 | 2,2285 | 27,3728 | 39,10 | 1 Hildonen, Knut-Inge |
| 59 | 64 | 28,84 | 2,2191 | 27,2573 | 38,94 | 154 Hessling, Per-Erik |
| 60 | 58 | 26,24 | 2,2104 | 27,1495 | 38,79 | 128 Larsson, Ulf |
| 61 | 64 | 28,98 | 2,2084 | 27,1256 | 38,75 | 71 Lauritzen, Lars |
| 62 | 56 | 25,40 | 2,2047 | 27,0802 | 38,69 | 78 Vuolevi, Tommi |
| 63 | 39 | 17,85 | 2,1849 | 26,8364 | 38,34 | 27 Rönqvist, Mickael |
| 64 | 64 | 29,50 | 2,1695 | 26,6475 | 38,07 | 143 Dahl, Bengt |
| 65 | 41 | 19,05 | 2,1522 | 26,4354 | 37,76 | 5 Norman, Cathrine |
| 66 | 58 | 26,96 | 2,1513 | 26,4244 | 37,75 | 87 Berg, Yvonne 1319 |
| 67 | 43 | 20,35 | 2,1130 | 25,9539 | 37,08 | 36 Nilsson, Tomas 1716 |
| 68 | 47 | 22,31 | 2,1067 | 25,8759 | 36,97 | 159 Kilén, Lars |
| 69 | 47 | 23,47 | 2,0026 | 24,5970 | 35,14 | 30 Johansson, Uno 1201 |
| 70 | 46 | 25,07 | 1,8349 | 22,5373 | 32,20 | 35 Hellström, Tomas 1636 |
| 71 | 45 | 24,88 | 1,8087 | 22,2157 | 31,74 | 140 Christensen, Nicklas |
| 72 | 64 | 36,92 | 1,7335 | 21,2920 | 30,42 | 9 Johansson, Håkan |
| 73 | 41 | 24,10 | 1,7012 | 20,8961 | 29,85 | 74 Roos, Gunnar |
| 74 | 41 | 24,11 | 1,7005 | 20,8874 | 29,84 | 129 Lundström, Magnus |
| 75 | 26 | 16,19 | 1,6059 | 19,7253 | 28,18 | 115 Rigtrup, Jørgen |
| 76 | 30 | 19,50 | 1,5385 | 18,8966 | 27,00 | 122 Andersson, Jörgen K |
| 77 | 32 | 33,42 | 0,9575 | 11,7609 | 16,80 | 127 Dohmen, Sofia |
| 78 | 24 | 26,07 | 0,9206 | 11,3075 | 16,15 | 161 Fransson, Andreas |
| 79 | 35 | 47,11 | 0,7429 | 9,1254 | 13,04 | 75 Owe, Geir |

REVOLVER (STANDARD) -- Overall Stage Results

GBG Open 2010 - Putte Memorial

Printed juni 13, 2010 at 20:04




Stage 8 -- Station 8

| | PTS | TIME | HIT FACTOR | STAGE POINTS | STAGE PERCENT | COMPETITOR # Name |
|---|-----|-------|---------------|-----------------|------------------|---------------------------|
| 1 | 68 | 21,31 | 3,1910 | 70,0000 | 100,00 | 54 Edfeldt, Ivar |
| 2 | 60 | 22,74 | 2,6385 | 57,8806 | 82,69 | 80 Lindfors, Anders 1406 |
| 3 | 65 | 27,30 | 2,3810 | 52,2304 | 74,61 | 34 Linskog, Olle Bas 1613 |
| 4 | 64 | 28,98 | 2,2084 | 48,4456 | 69,21 | 44 Nilsson, Ola 1211 |
| 5 | 65 | 35,67 | 1,8223 | 39,9745 | 57,11 | 106 Björk, Jonas 1753 |

OPEN -- Overall Stage Results

GBG Open 2010 - Putte Memorial

Printed juni 13, 2010 at 20:04




Stage 9 -- Station 9

| | PTS | TIME | HIT FACTOR | STAGE POINTS | STAGE PERCENT | COMPETITOR # Name | |
|----|-----|-------|---------------|-----------------|------------------|-------------------------|--------|
| 1 | 148 | 18,22 | 8,1229 | 160,0000 | 100,00 | 59 Skoog, Larstony | 538 |
| 2 | 156 | 20,21 | 7,7190 | 152,0425 | 95,03 | 125 Nordberg, Johan | 278 |
| 3 | 148 | 19,24 | 7,6923 | 151,5177 | 94,70 | 61 Hansen, Johan | 78 |
| 4 | 151 | 19,86 | 7,6032 | 149,7629 | 93,60 | 91 Jacobsen, Jostein | |
| 5 | 149 | 19,60 | 7,6020 | 149,7397 | 93,59 | 124 Larning, Bjarne | 1191 |
| 6 | 150 | 19,76 | 7,5911 | 149,5240 | 93,45 | 104 Haugli, Steinar | |
| 7 | 151 | 21,08 | 7,1632 | 141,0954 | 88,18 | 45 Micaelsen, Ola | |
| 8 | 135 | 19,03 | 7,0941 | 139,7338 | 87,33 | 67 Loe, Hans Roger | |
| 9 | 132 | 18,68 | 7,0664 | 139,1886 | 86,99 | 99 Ruohonen, Tony | |
| 10 | 154 | 21,99 | 7,0032 | 137,9438 | 86,21 | 119 Wiel, Elisabeth | |
| 11 | 155 | 22,81 | 6,7953 | 133,8484 | 83,66 | 135 Bäckström, Mats | 1462 O |
| 12 | 154 | 22,81 | 6,7514 | 132,9848 | 83,12 | 82 Johansen, Are | |
| 13 | 147 | 22,47 | 6,5421 | 128,8608 | 80,54 | 83 Johanstad, Tåle | |
| 14 | 140 | 21,61 | 6,4785 | 127,6086 | 79,76 | 168 Friberg, Glenn | 1036 |
| 15 | 146 | 22,83 | 6,3951 | 125,9661 | 78,73 | 107 Sparby, Frank | |
| 16 | 125 | 20,20 | 6,1881 | 121,8892 | 76,18 | 94 Sörensen, Karsten | |
| 17 | 150 | 24,33 | 6,1652 | 121,4383 | 75,90 | 62 Schön, Marianne | 985 |
| 18 | 152 | 24,87 | 6,1118 | 120,3856 | 75,24 | 108 Reyes, Johnny | |
| 19 | 153 | 25,27 | 6,0546 | 119,2595 | 74,54 | 85 Glesnes, Kenneth | |
| 20 | 150 | 25,11 | 5,9737 | 117,6661 | 73,54 | 26 Kosola, Vesa | |
| 21 | 121 | 20,29 | 5,9635 | 117,4654 | 73,42 | 81 Solberg, Richard | |
| 22 | 147 | 24,95 | 5,8918 | 116,0522 | 72,53 | 17 Werner, Carl-Erik | 1033 |
| 23 | 106 | 18,64 | 5,6867 | 112,0125 | 70,01 | 4 Lee, Kyrre | |
| 24 | 141 | 25,46 | 5,5381 | 109,0856 | 68,18 | 116 Sandås, Frank | |
| 25 | 117 | 21,91 | 5,3400 | 105,1841 | 65,74 | 123 Andersson, Robert | 720 |
| 26 | 146 | 27,42 | 5,3246 | 104,8798 | 65,55 | 132 Andersson, Robert | |
| 27 | 141 | 28,12 | 5,0142 | 98,7667 | 61,73 | 167 Molin, Marcus | 1193 |
| 28 | 144 | 28,77 | 5,0052 | 98,5892 | 61,62 | 114 Svendsen, K.B. | |
| 29 | 125 | 26,31 | 4,7510 | 93,5827 | 58,49 | 90 Christiansen, Anders | |
| 30 | 116 | 25,93 | 4,4736 | 88,1175 | 55,07 | 134 Larsson, Peter | 1518 |
| 31 | 103 | 23,55 | 4,3737 | 86,1495 | 53,84 | 47 Eliassen, Trond | |
| 32 | 76 | 23,34 | 3,2562 | 64,1386 | 40,09 | 138 Forslund, Tony | 1511 |
| 33 | 150 | 48,08 | 3,1198 | 61,4516 | 38,41 | 152 Persson, Ola | |
| 34 | 96 | 37,01 | 2,5939 | 51,0927 | 31,93 | 145 Nilsson, Claes | |
| 35 | 114 | 58,85 | 1,9371 | 38,1562 | 23,85 | 101 Johansson, Tore | 874 |
| 36 | 127 | 66,53 | 1,9089 | 37,6004 | 23,50 | 156 Ståhl, David | 1638 |

STANDARD -- Overall Stage Results

GBG Open 2010 - Putte Memorial

Printed juni 13, 2010 at 20:04




Stage 9 -- Station 9

| | PTS | TIME | HIT FACTOR | STAGE POINTS | STAGE PERCENT | COMPETITOR # Name |
|----|-----|-------|---------------|-----------------|------------------|------------------------------|
| 1 | 146 | 22,36 | 6,5295 | 160,0000 | 100,00 | 112 Marjoniemi, Esa |
| 2 | 137 | 21,55 | 6,3573 | 155,7802 | 97,36 | 37 Lundberg, Klas 947 |
| 3 | 149 | 25,57 | 5,8271 | 142,7889 | 89,24 | 97 Olander, Micke 1124 |
| 4 | 147 | 25,25 | 5,8218 | 142,6576 | 89,16 | 53 Kastell, Peter |
| 5 | 144 | 25,58 | 5,6294 | 137,9434 | 86,21 | 118 Nakling, Hilde |
| 6 | 125 | 22,31 | 5,6029 | 137,2933 | 85,81 | 150 Östling, Mikael 1546 |
| 7 | 120 | 23,85 | 5,0314 | 123,2911 | 77,06 | 12 Schieck, Peter |
| 8 | 146 | 29,53 | 4,9441 | 121,1514 | 75,72 | 151 Arabäck, Niklas |
| 9 | 126 | 25,72 | 4,8989 | 120,0435 | 75,03 | 38 Lundberg, Sven 948 |
| 10 | 123 | 28,13 | 4,3726 | 107,1456 | 66,97 | 2 Rosenblad, Jari |
| 11 | 127 | 29,78 | 4,2646 | 104,5004 | 65,31 | 70 Sjöholm, Hans-Erik 344 |
| 12 | 99 | 23,35 | 4,2398 | 103,8932 | 64,93 | 8 Dahlman, Roland 1297 |
| 13 | 136 | 32,20 | 4,2236 | 103,4956 | 64,68 | 56 Edfeldt, Vincent |
| 14 | 130 | 31,16 | 4,1720 | 102,2315 | 63,89 | 10 Parasidis, Matheos 1422 |
| 15 | 148 | 35,50 | 4,1690 | 102,1580 | 63,85 | 93 Rudensten, Joakim 528 |
| 16 | 97 | 23,90 | 4,0586 | 99,4518 | 62,16 | 136 Holmberg, Daniel |
| 17 | 126 | 31,20 | 4,0385 | 98,9589 | 61,85 | 126 Sandberg, Jens |
| 18 | 141 | 36,13 | 3,9026 | 95,6291 | 59,77 | 166 Andersen, Peter Munk |
| 19 | 98 | 26,14 | 3,7490 | 91,8670 | 57,42 | 146 Andersson, Christer 1517 |
| 20 | 151 | 41,50 | 3,6386 | 89,1595 | 55,72 | 155 Swanmark, Johan |
| 21 | 104 | 29,86 | 3,4829 | 85,3459 | 53,34 | 3 Miklaheim, Fredrik 827 |
| 22 | 113 | 33,48 | 3,3751 | 82,7050 | 51,69 | 68 Persson, John 1468 |
| 23 | 113 | 35,49 | 3,1840 | 78,0210 | 48,76 | 117 Kråkö, Lene |
| 24 | 131 | 44,31 | 2,9564 | 72,4450 | 45,28 | 32 Jansson, Henrik 1602 |
| 25 | 127 | 45,99 | 2,7615 | 67,6674 | 42,29 | 55 Edfeldt, Kattis 933 |
| 26 | 85 | 31,22 | 2,7226 | 66,7152 | 41,70 | 162 Persson, Gustav |
| 27 | 122 | 55,30 | 2,2061 | 54,0597 | 33,79 | 144 Söderén, Lars-Erik 1642 |
| 28 | 119 | 60,52 | 1,9663 | 48,1822 | 30,11 | 98 Basic, Susan 1287 |
| 29 | 0 | 94,51 | 0,0000 | 0,0000 | 0,00 | 158 Kilén, Teresa |

PRODUCTION -- Overall Stage Results

GBG Open 2010 - Putte Memorial

Printed juni 13, 2010 at 20:04




Stage 9 -- Station 9

| | PTS | TIME | HIT FACTOR | STAGE POINTS | STAGE PERCENT | COMPETITOR # Name |
|----|-----|-------|---------------|-----------------|------------------|-----------------------------|
| 1 | 144 | 21,50 | 6,6977 | 160,0000 | 100,00 | 50 Strenghes, Odd |
| 2 | 144 | 21,93 | 6,5663 | 156,8628 | 98,04 | 20 Säkki, Kristian 1273 |
| 3 | 148 | 23,45 | 6,3113 | 150,7700 | 94,23 | 121 Hagemann, Lars |
| 4 | 148 | 24,38 | 6,0705 | 145,0187 | 90,64 | 141 Gyllenberg, Rasmus 1355 |
| 5 | 136 | 22,75 | 5,9780 | 142,8083 | 89,26 | 51 Kvarnes, Hans Petter |
| 6 | 142 | 23,82 | 5,9614 | 142,4107 | 89,01 | 69 Rømer, Jack |
| 7 | 123 | 20,70 | 5,9420 | 141,9485 | 88,72 | 131 Rasmussen, Per-Ola 1194 |
| 8 | 144 | 24,31 | 5,9235 | 141,5056 | 88,44 | 137 Johannesson, Stefan 288 |
| 9 | 148 | 25,16 | 5,8824 | 140,5229 | 87,83 | 58 Andersson, Jörgen 775 |
| 10 | 148 | 25,47 | 5,8108 | 138,8125 | 86,76 | 18 Hjelm, Tommy 634 |
| 11 | 150 | 26,01 | 5,7670 | 137,7675 | 86,10 | 92 Berntsson, Henrik |
| 12 | 142 | 24,82 | 5,7212 | 136,6729 | 85,42 | 95 Davis, Peter |
| 13 | 116 | 20,32 | 5,7087 | 136,3736 | 85,23 | 6 Klöv, Morten |
| 14 | 134 | 23,79 | 5,6326 | 134,5570 | 84,10 | 84 Stangvik, Kent 1244 |
| 15 | 146 | 26,04 | 5,6068 | 133,9392 | 83,71 | 33 Ekstedt, Stefan 215 |
| 16 | 134 | 24,15 | 5,5487 | 132,5512 | 82,84 | 52 Nousiainen, Lauri |
| 17 | 154 | 28,18 | 5,4649 | 130,5496 | 81,59 | 71 Lauritzen, Lars |
| 18 | 148 | 27,51 | 5,3799 | 128,5189 | 80,32 | 66 Lutcherath, Øystein |
| 19 | 128 | 24,52 | 5,2202 | 124,7055 | 77,94 | 49 Ström, Simen Meyenberg |
| 20 | 116 | 22,30 | 5,2018 | 124,2651 | 77,67 | 23 Svedberg, Peter 431 |
| 21 | 130 | 25,26 | 5,1465 | 122,9436 | 76,84 | 111 Mckeown, Timo |
| 22 | 127 | 24,91 | 5,0984 | 121,7940 | 76,12 | 65 Jensen, Christian D |
| 23 | 144 | 28,66 | 5,0244 | 120,0279 | 75,02 | 120 Johansson, Mikael 1279 |
| 24 | 144 | 29,42 | 4,8946 | 116,9273 | 73,08 | 64 Markgren, Mikael 1471 |
| 25 | 150 | 31,21 | 4,8062 | 114,8136 | 71,76 | 21 Wildemo, Fredrik 1101 |
| 26 | 144 | 30,27 | 4,7572 | 113,6439 | 71,03 | 148 Marklund, Tord 1672 |
| 27 | 129 | 27,60 | 4,6739 | 111,6546 | 69,78 | 30 Johansson, Uno 1201 |
| 28 | 123 | 26,39 | 4,6609 | 111,3427 | 69,59 | 7 Appelkvist, Magnus 1435 |
| 29 | 134 | 29,33 | 4,5687 | 109,1412 | 68,21 | 102 Jacobsson, Fredrik |
| 30 | 125 | 27,71 | 4,5110 | 107,7629 | 67,35 | 63 Heidelberg, Carsten |
| 31 | 114 | 25,46 | 4,4776 | 106,9652 | 66,85 | 14 Larsen, Søren W |
| 32 | 150 | 33,69 | 4,4524 | 106,3619 | 66,48 | 96 Erni, Martin |
| 33 | 146 | 32,94 | 4,4323 | 105,8828 | 66,18 | 165 Hansen, Gert E |
| 34 | 125 | 28,27 | 4,4216 | 105,6283 | 66,02 | 76 Forsling, Per 987 |
| 35 | 142 | 32,37 | 4,3868 | 104,7953 | 65,50 | 77 Karlsson, Peter 1264 |
| 36 | 144 | 33,57 | 4,2895 | 102,4725 | 64,05 | 153 Nilsson, Jörgen |
| 37 | 112 | 26,53 | 4,2216 | 100,8502 | 63,03 | 147 Friberg, Johan |
| 38 | 129 | 30,88 | 4,1775 | 99,7949 | 62,37 | 42 Nordlund, Thomas |
| 39 | 131 | 31,69 | 4,1338 | 98,7518 | 61,72 | 105 Bakken, Jorn |
| 40 | 100 | 24,49 | 4,0833 | 97,5455 | 60,97 | 122 Andersson, Jörgen K |
| 41 | 123 | 30,30 | 4,0594 | 96,9747 | 60,61 | 139 Karlsson, Mats 1624 |
| 42 | 109 | 26,86 | 4,0581 | 96,9430 | 60,59 | 5 Norman, Cathrine |
| 43 | 119 | 29,38 | 4,0504 | 96,7589 | 60,47 | 74 Roos, Gunnar |
| 44 | 152 | 38,31 | 3,9676 | 94,7823 | 59,24 | 133 Wennerbom, Anders 1519 |
| 45 | 122 | 30,77 | 3,9649 | 94,7171 | 59,20 | 36 Nilsson, Tomas 1716 |
| 46 | 129 | 32,75 | 3,9389 | 94,0967 | 58,81 | 13 Luckman, Rasmus 1588 |

PRODUCTION -- Overall Stage Results

GBG Open 2010 - Putte Memorial

Printed juni 13, 2010 at 20:04




Stage 9 -- Station 9

| | PTS | TIME | HIT FACTOR | STAGE POINTS | STAGE PERCENT | COMPETITOR # Name |
|----|-----|-------|---------------|-----------------|------------------|-----------------------------|
| 47 | 131 | 33,38 | 3,9245 | 93,7521 | 58,60 | 35 Hellström, Tomas 1636 |
| 48 | 133 | 33,98 | 3,9141 | 93,5027 | 58,44 | 79 Landin, Peter 1655 |
| 49 | 128 | 34,44 | 3,7166 | 88,7856 | 55,49 | 9 Johansson, Håkan |
| 50 | 123 | 33,87 | 3,6315 | 86,7533 | 54,22 | 130 Andersson, Magnus Texas |
| 51 | 118 | 32,72 | 3,6064 | 86,1519 | 53,84 | 103 Plantin, Fredrik |
| 52 | 113 | 31,67 | 3,5680 | 85,2366 | 53,27 | 27 Rönnqvist, Mickael |
| 53 | 146 | 41,04 | 3,5575 | 84,9848 | 53,12 | 75 Owe, Geir |
| 54 | 94 | 27,01 | 3,4802 | 83,1379 | 51,96 | 60 Saxhøj, Ulrik |
| 55 | 148 | 42,89 | 3,4507 | 82,4331 | 51,52 | 129 Lundström, Magnus |
| 56 | 108 | 31,67 | 3,4102 | 81,4651 | 50,92 | 29 Schiefke, Gerhard |
| 57 | 123 | 36,44 | 3,3754 | 80,6348 | 50,40 | 48 Johansson, Peter |
| 58 | 146 | 43,30 | 3,3718 | 80,5491 | 50,34 | 100 Svensson, Tobias |
| 59 | 109 | 32,50 | 3,3538 | 80,1197 | 50,07 | 40 Oskarsson, Tina 1677 |
| 60 | 127 | 38,28 | 3,3177 | 79,2552 | 49,53 | 140 Christensen, Nicklas |
| 61 | 120 | 37,11 | 3,2336 | 77,2478 | 48,28 | 128 Larsson, Ulf |
| 62 | 112 | 34,83 | 3,2156 | 76,8176 | 48,01 | 1 Hildonen, Knut-Inge |
| 63 | 125 | 39,24 | 3,1855 | 76,0986 | 47,56 | 72 Ahlbeck, Johan |
| 64 | 129 | 40,70 | 3,1695 | 75,7166 | 47,32 | 110 Franzen, Anders 1671 |
| 65 | 114 | 37,23 | 3,0620 | 73,1489 | 45,72 | 161 Fransson, Andreas |
| 66 | 97 | 32,56 | 2,9791 | 71,1678 | 44,48 | 142 Wendelklint, Tony 1553 |
| 67 | 134 | 45,42 | 2,9502 | 70,4780 | 44,05 | 78 Vuolevi, Tommi |
| 68 | 121 | 42,88 | 2,8218 | 67,4103 | 42,13 | 143 Dahl, Bengt |
| 69 | 119 | 42,33 | 2,8112 | 67,1575 | 41,97 | 88 Samuelsson, Weine 1703 |
| 70 | 103 | 37,36 | 2,7570 | 65,8607 | 41,16 | 159 Kilén, Lars |
| 71 | 88 | 32,83 | 2,6805 | 64,0336 | 40,02 | 31 Karp, Roger |
| 72 | 146 | 55,66 | 2,6231 | 62,6622 | 39,16 | 127 Dohmen, Sofia |
| 73 | 115 | 44,80 | 2,5670 | 61,3219 | 38,33 | 113 Westerlund, Roger 1697 |
| 74 | 75 | 29,58 | 2,5355 | 60,5702 | 37,86 | 115 Rigtrup, Jørgen |
| 75 | 120 | 50,33 | 2,3843 | 56,9574 | 35,60 | 87 Berg, Yvonne 1319 |
| 76 | 93 | 41,19 | 2,2578 | 53,9370 | 33,71 | 154 Hessling, Per-Erik |
| 77 | 87 | 49,60 | 1,7540 | 41,9019 | 26,19 | 149 Lindström, Angelica |
| 78 | 68 | 47,45 | 1,4331 | 34,2349 | 21,40 | 157 Bäckström, Odd |
| 79 | 31 | 37,99 | 0,8160 | 19,4934 | 12,18 | 163 Johansson, Daniel |

REVOLVER (STANDARD) -- Overall Stage Results

GBG Open 2010 - Putte Memorial

Printed juni 13, 2010 at 20:04



Stage 9 -- Station 9

| | PTS | TIME | HIT FACTOR | STAGE POINTS | STAGE PERCENT | COMPETITOR # Name |
|---|-----|-------|---------------|-----------------|------------------|---------------------------|
| 1 | 127 | 37,76 | 3,3633 | 160,0000 | 100,00 | 80 Lindfors, Anders 1406 |
| 2 | 149 | 44,94 | 3,3155 | 157,7253 | 98,58 | 34 Linskog, Olle Bas 1613 |
| 3 | 140 | 44,97 | 3,1132 | 148,0994 | 92,56 | 54 Edfeldt, Ivar |
| 4 | 145 | 49,67 | 2,9193 | 138,8744 | 86,80 | 44 Nilsson, Ola 1211 |
| 5 | 125 | 51,64 | 2,4206 | 115,1521 | 71,97 | 106 Björk, Jonas 1753 |

OPEN -- Overall Stage Results

GBG Open 2010 - Putte Memorial

Printed juni 13, 2010 at 20:04



Stage 10 -- Station 10

| | PTS | TIME | HIT FACTOR | STAGE POINTS | STAGE PERCENT | COMPETITOR # Name | |
|----|-----|-------|---------------|-----------------|------------------|-------------------------|--------|
| 1 | 140 | 15,22 | 9,1984 | 150,0000 | 100,00 | 59 Skoog, Larstony | 538 |
| 2 | 141 | 15,41 | 9,1499 | 149,2088 | 99,47 | 61 Hansen, Johan | 78 |
| 3 | 141 | 15,79 | 8,9297 | 145,6179 | 97,08 | 104 Haugli, Steinar | |
| 4 | 141 | 16,04 | 8,7905 | 143,3483 | 95,57 | 4 Lee, Kyrre | |
| 5 | 144 | 16,57 | 8,6904 | 141,7157 | 94,48 | 67 Loe, Hans Roger | |
| 6 | 140 | 16,35 | 8,5627 | 139,6330 | 93,09 | 99 Ruohonen, Tony | |
| 7 | 145 | 17,25 | 8,4058 | 137,0745 | 91,38 | 125 Nordberg, Johan | 278 |
| 8 | 139 | 16,55 | 8,3988 | 136,9603 | 91,31 | 123 Andersson, Robert | 720 |
| 9 | 139 | 16,99 | 8,1813 | 133,4133 | 88,94 | 91 Jacobsen, Jostein | |
| 10 | 146 | 18,39 | 7,9391 | 129,4640 | 86,31 | 116 Sandås, Frank | |
| 11 | 132 | 16,85 | 7,8338 | 127,7473 | 85,16 | 81 Solberg, Richard | |
| 12 | 144 | 18,83 | 7,6474 | 124,7068 | 83,14 | 135 Bäckström, Mats | 1462 O |
| 13 | 134 | 18,30 | 7,3224 | 119,4075 | 79,60 | 83 Johanstad, Tåle | |
| 14 | 124 | 17,00 | 7,2941 | 118,9462 | 79,30 | 168 Friberg, Glenn | 1036 |
| 15 | 142 | 19,66 | 7,2228 | 117,7830 | 78,52 | 119 Wiel, Elisabeth | |
| 16 | 146 | 20,68 | 7,0600 | 115,1278 | 76,75 | 62 Schön, Marianne | 985 |
| 17 | 139 | 19,72 | 7,0487 | 114,9439 | 76,63 | 107 Sparby, Frank | |
| 18 | 131 | 18,67 | 7,0166 | 114,4208 | 76,28 | 82 Johansen, Are | |
| 19 | 144 | 21,12 | 6,8182 | 111,1851 | 74,12 | 85 Glesnes, Kenneth | |
| 20 | 140 | 20,67 | 6,7731 | 110,4499 | 73,63 | 26 Kosola, Vesa | |
| 21 | 143 | 21,26 | 6,7262 | 109,6859 | 73,12 | 45 Micaelsen, Ola | |
| 22 | 145 | 21,60 | 6,7130 | 109,4692 | 72,98 | 134 Larsson, Peter | 1518 |
| 23 | 140 | 21,54 | 6,4995 | 105,9888 | 70,66 | 132 Andersson, Robert | |
| 24 | 142 | 22,07 | 6,4341 | 104,9214 | 69,95 | 108 Reyes, Johnny | |
| 25 | 144 | 22,39 | 6,4314 | 104,8784 | 69,92 | 90 Christiansen, Anders | |
| 26 | 133 | 20,74 | 6,4127 | 104,5733 | 69,72 | 94 Sörensen, Karsten | |
| 27 | 149 | 23,90 | 6,2343 | 101,6638 | 67,78 | 124 Larning, Bjarne | 1191 |
| 28 | 134 | 21,91 | 6,1159 | 99,7333 | 66,49 | 17 Werner, Carl-Erik | 1033 |
| 29 | 130 | 21,80 | 5,9633 | 97,2444 | 64,83 | 167 Molin, Marcus | 1193 |
| 30 | 131 | 24,57 | 5,3317 | 86,9449 | 57,96 | 138 Forslund, Tony | 1511 |
| 31 | 140 | 32,43 | 4,3170 | 70,3978 | 46,93 | 145 Nilsson, Claes | |
| 32 | 110 | 25,73 | 4,2752 | 69,7157 | 46,48 | 114 Svendsen, K.B. | |
| 33 | 79 | 18,90 | 4,1799 | 68,1621 | 45,44 | 47 Eliassen, Trond | |
| 34 | 130 | 35,18 | 3,6953 | 60,2595 | 40,17 | 156 Ståhl, David | 1638 |
| 35 | 144 | 45,98 | 3,1318 | 51,0706 | 34,05 | 152 Persson, Ola | |
| 36 | 144 | 61,78 | 2,3309 | 38,0095 | 25,34 | 101 Johansson, Tore | 874 |

STANDARD -- Overall Stage Results

GBG Open 2010 - Putte Memorial

Printed juni 13, 2010 at 20:04



Stage 10 -- Station 10

| | PTS | TIME | HIT FACTOR | STAGE POINTS | STAGE PERCENT | COMPETITOR # Name |
|----|-----|-------|---------------|-----------------|------------------|------------------------------|
| 1 | 136 | 18,02 | 7,5472 | 150,0000 | 100,00 | 53 Kastell, Peter |
| 2 | 141 | 19,68 | 7,1646 | 142,3971 | 94,93 | 112 Marjoniemi, Esa |
| 3 | 141 | 20,42 | 6,9050 | 137,2368 | 91,49 | 8 Dahlman, Roland 1297 |
| 4 | 144 | 21,38 | 6,7353 | 133,8634 | 89,24 | 150 Östling, Mikael 1546 |
| 5 | 144 | 22,02 | 6,5395 | 129,9728 | 86,65 | 12 Schieck, Peter |
| 6 | 137 | 21,78 | 6,2902 | 125,0172 | 83,34 | 97 Olander, Micke 1124 |
| 7 | 143 | 23,67 | 6,0414 | 120,0729 | 80,05 | 37 Lundberg, Klas 947 |
| 8 | 126 | 20,95 | 6,0143 | 119,5346 | 79,69 | 38 Lundberg, Sven 948 |
| 9 | 116 | 20,15 | 5,7568 | 114,4169 | 76,28 | 136 Holmberg, Daniel |
| 10 | 127 | 22,88 | 5,5507 | 110,3202 | 73,55 | 2 Rosenblad, Jari |
| 11 | 136 | 24,60 | 5,5285 | 109,8781 | 73,25 | 56 Edfeldt, Vincent |
| 12 | 136 | 24,77 | 5,4905 | 109,1239 | 72,75 | 118 Nakling, Hilde |
| 13 | 134 | 24,85 | 5,3924 | 107,1730 | 71,45 | 70 Sjöholm, Hans-Erik 344 |
| 14 | 146 | 27,26 | 5,3558 | 106,4472 | 70,96 | 166 Andersen, Peter Munk |
| 15 | 136 | 25,50 | 5,3333 | 106,0000 | 70,67 | 3 Miklaheim, Fredrik 827 |
| 16 | 132 | 24,96 | 5,2885 | 105,1082 | 70,07 | 126 Sandberg, Jens |
| 17 | 139 | 27,08 | 5,1329 | 102,0172 | 68,01 | 10 Parasidis, Matheos 1422 |
| 18 | 119 | 24,58 | 4,8413 | 96,2215 | 64,15 | 117 Kråkö, Lene |
| 19 | 141 | 29,39 | 4,7976 | 95,3513 | 63,57 | 155 Swanmark, Johan |
| 20 | 134 | 29,57 | 4,5316 | 90,0659 | 60,04 | 146 Andersson, Christer 1517 |
| 21 | 139 | 33,29 | 4,1754 | 82,9866 | 55,32 | 93 Rudensten, Joakim 528 |
| 22 | 134 | 32,24 | 4,1563 | 82,6070 | 55,07 | 162 Persson, Gustav |
| 23 | 134 | 34,85 | 3,8451 | 76,4204 | 50,95 | 55 Edfeldt, Kattis 933 |
| 24 | 127 | 35,81 | 3,5465 | 70,4866 | 46,99 | 68 Persson, John 1468 |
| 25 | 130 | 42,17 | 3,0828 | 61,2699 | 40,85 | 98 Basic, Susan 1287 |
| 26 | 141 | 47,65 | 2,9591 | 58,8116 | 39,21 | 144 Söderén, Lars-Erik 1642 |
| 27 | 117 | 42,16 | 2,7751 | 55,1560 | 36,77 | 32 Jansson, Henrik 1602 |
| 28 | 98 | 61,72 | 1,5878 | 31,5578 | 21,04 | 158 Kilén, Teresa |
| 29 | 0 | 14,69 | 0,0000 | 0,0000 | 0,00 | 151 Arabäck, Niklas |

PRODUCTION -- Overall Stage Results

GBG Open 2010 - Putte Memorial

Printed juni 13, 2010 at 20:04




Stage 10 -- Station 10

| | PTS | TIME | HIT FACTOR | STAGE POINTS | STAGE PERCENT | COMPETITOR # Name | |
|----|-----|-------|---------------|-----------------|------------------|--------------------------|------|
| 1 | 146 | 17,66 | 8,2673 | 150,0000 | 100,00 | 141 Gyllenberg, Rasmus | 1355 |
| 2 | 140 | 18,25 | 7,6712 | 139,1856 | 92,79 | 33 Ekstedt, Stefan | 215 |
| 3 | 142 | 19,18 | 7,4035 | 134,3287 | 89,55 | 121 Hagemann, Lars | |
| 4 | 146 | 20,20 | 7,2277 | 131,1386 | 87,43 | 111 Mckeown, Timo | |
| 5 | 144 | 19,94 | 7,2217 | 131,0287 | 87,35 | 18 Hjelm, Tommy | 634 |
| 6 | 142 | 19,73 | 7,1972 | 130,5841 | 87,06 | 23 Svedberg, Peter | 431 |
| 7 | 136 | 19,65 | 6,9211 | 125,5757 | 83,72 | 69 Rømer, Jack | |
| 8 | 142 | 20,83 | 6,8171 | 123,6882 | 82,46 | 66 Lutcherath, Øystein | |
| 9 | 138 | 20,33 | 6,7880 | 123,1603 | 82,11 | 21 Wildemo, Fredrik | 1101 |
| 10 | 130 | 19,26 | 6,7497 | 122,4662 | 81,64 | 52 Nousiainen, Lauri | |
| 11 | 138 | 20,63 | 6,6893 | 121,3693 | 80,91 | 6 Klöv, Morten | |
| 12 | 134 | 20,05 | 6,6833 | 121,2605 | 80,84 | 50 Strengnes, Odd | |
| 13 | 134 | 20,14 | 6,6534 | 120,7187 | 80,48 | 20 Säkki, Kristian | 1273 |
| 14 | 140 | 21,14 | 6,6225 | 120,1579 | 80,11 | 58 Andersson, Jörgen | 775 |
| 15 | 136 | 20,79 | 6,5416 | 118,6898 | 79,13 | 95 Davis, Peter | |
| 16 | 130 | 20,23 | 6,4261 | 116,5941 | 77,73 | 51 Kvarsnes, Hans Petter | |
| 17 | 144 | 23,08 | 6,2392 | 113,2024 | 75,47 | 120 Johansson, Mikael | 1279 |
| 18 | 146 | 23,73 | 6,1525 | 111,6309 | 74,42 | 153 Nilsson, Jörgen | |
| 19 | 118 | 19,26 | 6,1267 | 111,1616 | 74,11 | 31 Karp, Roger | |
| 20 | 134 | 22,16 | 6,0469 | 109,7145 | 73,14 | 92 Berntsson, Henrik | |
| 21 | 130 | 21,55 | 6,0325 | 109,4524 | 72,97 | 65 Jensen, Christian D | |
| 22 | 146 | 24,39 | 5,9861 | 108,6101 | 72,41 | 137 Johannesson, Stefan | 288 |
| 23 | 134 | 22,77 | 5,8849 | 106,7753 | 71,18 | 27 Rönqvist, Mickael | |
| 24 | 136 | 23,18 | 5,8671 | 106,4522 | 70,97 | 74 Roos, Gunnar | |
| 25 | 136 | 23,84 | 5,7047 | 103,5051 | 69,00 | 131 Rasmussen, Per-Ola | 1194 |
| 26 | 132 | 23,36 | 5,6507 | 102,5251 | 68,35 | 115 Rigtrup, Jørgen | |
| 27 | 148 | 26,83 | 5,5162 | 100,0853 | 66,72 | 165 Hansen, Gert E | |
| 28 | 142 | 25,77 | 5,5103 | 99,9777 | 66,65 | 133 Wennerbom, Anders | 1519 |
| 29 | 136 | 24,83 | 5,4772 | 99,3782 | 66,25 | 14 Larsen, Søren W | |
| 30 | 114 | 21,03 | 5,4208 | 98,3546 | 65,57 | 63 Heidelbach, Carsten | |
| 31 | 138 | 25,98 | 5,3118 | 96,3760 | 64,25 | 77 Karlsson, Peter | 1264 |
| 32 | 138 | 26,03 | 5,3016 | 96,1909 | 64,13 | 75 Owe, Geir | |
| 33 | 121 | 23,06 | 5,2472 | 95,2040 | 63,47 | 76 Forsling, Per | 987 |
| 34 | 134 | 25,75 | 5,2039 | 94,4184 | 62,95 | 71 Lauritzen, Lars | |
| 35 | 142 | 27,33 | 5,1958 | 94,2709 | 62,85 | 29 Schiefke, Gerhard | |
| 36 | 110 | 21,50 | 5,1163 | 92,8289 | 61,89 | 60 Saxhøj, Ulrik | |
| 37 | 148 | 29,51 | 5,0152 | 90,9959 | 60,66 | 102 Jacobsson, Fredrik | |
| 38 | 140 | 28,41 | 4,9278 | 89,4100 | 59,61 | 139 Karlsson, Mats | 1624 |
| 39 | 126 | 25,57 | 4,9276 | 89,4065 | 59,60 | 142 Wendelklint, Tony | 1553 |
| 40 | 144 | 29,36 | 4,9046 | 88,9888 | 59,33 | 79 Landin, Peter | 1655 |
| 41 | 146 | 29,93 | 4,8780 | 88,5065 | 59,00 | 40 Oskarsson, Tina | 1677 |
| 42 | 128 | 26,71 | 4,7922 | 86,9491 | 57,97 | 105 Bakken, Jorn | |
| 43 | 119 | 24,99 | 4,7619 | 86,3992 | 57,60 | 36 Nilsson, Tomas | 1716 |
| 44 | 128 | 27,03 | 4,7355 | 85,9197 | 57,28 | 147 Friberg, Johan | |
| 45 | 140 | 29,93 | 4,6776 | 84,8692 | 56,58 | 1 Hildonen, Knut-Inge | |
| 46 | 92 | 19,90 | 4,6231 | 83,8810 | 55,92 | 5 Norman, Cathrine | |

PRODUCTION -- Overall Stage Results

GBG Open 2010 - Putte Memorial

Printed juni 13, 2010 at 20:04




Stage 10 -- Station 10

| | PTS | TIME | HIT FACTOR | STAGE POINTS | STAGE PERCENT | COMPETITOR # Name |
|----|-----|-------|---------------|-----------------|------------------|-----------------------------|
| 47 | 101 | 21,87 | 4,6182 | 83,7918 | 55,86 | 7 Appelvist, Magnus 1435 |
| 48 | 140 | 30,34 | 4,6144 | 83,7224 | 55,81 | 130 Andersson, Magnus Texas |
| 49 | 134 | 29,15 | 4,5969 | 83,4056 | 55,60 | 13 Luckman, Rasmus 1588 |
| 50 | 103 | 22,55 | 4,5676 | 82,8743 | 55,25 | 84 Stangvik, Kent 1244 |
| 51 | 142 | 31,14 | 4,5601 | 82,7368 | 55,16 | 78 Vuolevi, Tommi |
| 52 | 109 | 24,08 | 4,5266 | 82,1295 | 54,75 | 49 Ström, Simen Meyenberg |
| 53 | 132 | 29,17 | 4,5252 | 82,1044 | 54,74 | 129 Lundström, Magnus |
| 54 | 138 | 30,57 | 4,5142 | 81,9054 | 54,60 | 35 Hellström, Tomas 1636 |
| 55 | 130 | 29,11 | 4,4658 | 81,0271 | 54,02 | 148 Marklund, Tord 1672 |
| 56 | 117 | 26,32 | 4,4453 | 80,6546 | 53,77 | 103 Plantin, Fredrik |
| 57 | 138 | 31,37 | 4,3991 | 79,8167 | 53,21 | 42 Nordlund, Thomas |
| 58 | 134 | 30,66 | 4,3705 | 79,2979 | 52,87 | 143 Dahl, Bengt |
| 59 | 105 | 24,89 | 4,2186 | 76,5409 | 51,03 | 110 Franzen, Anders 1671 |
| 60 | 111 | 26,83 | 4,1372 | 75,0639 | 50,04 | 96 Erni, Martin |
| 61 | 142 | 35,00 | 4,0571 | 73,6121 | 49,07 | 100 Svensson, Tobias |
| 62 | 138 | 34,07 | 4,0505 | 73,4913 | 48,99 | 30 Johansson, Uno 1201 |
| 63 | 131 | 33,24 | 3,9410 | 71,5055 | 47,67 | 161 Fransson, Andreas |
| 64 | 113 | 28,95 | 3,9033 | 70,8205 | 47,21 | 159 Kilén, Lars |
| 65 | 126 | 32,76 | 3,8462 | 69,7840 | 46,52 | 128 Larsson, Ulf |
| 66 | 144 | 37,86 | 3,8035 | 69,0098 | 46,01 | 48 Johansson, Peter |
| 67 | 140 | 37,48 | 3,7353 | 67,7731 | 45,18 | 64 Markgren, Mikael 1471 |
| 68 | 94 | 25,99 | 3,6168 | 65,6222 | 43,75 | 122 Andersson, Jörgen K |
| 69 | 100 | 28,00 | 3,5714 | 64,7994 | 43,20 | 72 Ahlbeck, Johan |
| 70 | 138 | 40,83 | 3,3799 | 61,3238 | 40,88 | 163 Johansson, Daniel |
| 71 | 100 | 29,74 | 3,3625 | 61,0082 | 40,67 | 140 Christensen, Nicklas |
| 72 | 124 | 39,81 | 3,1148 | 56,5143 | 37,68 | 88 Samuelsson, Weine 1703 |
| 73 | 120 | 39,68 | 3,0242 | 54,8705 | 36,58 | 87 Berg, Yvonne 1319 |
| 74 | 138 | 46,06 | 2,9961 | 54,3606 | 36,24 | 113 Westerlund, Roger 1697 |
| 75 | 142 | 50,51 | 2,8113 | 51,0082 | 34,01 | 157 Bäckström, Odd |
| 76 | 146 | 52,32 | 2,7905 | 50,6307 | 33,75 | 154 Hessling, Per-Erik |
| 77 | 130 | 46,75 | 2,7807 | 50,4534 | 33,64 | 149 Lindström, Angelica |
| 78 | 128 | 49,31 | 2,5958 | 47,0982 | 31,40 | 127 Dohmen, Sofia |
| 79 | 61 | 23,69 | 2,5749 | 46,7190 | 31,15 | 9 Johansson, Håkan |

REVOLVER (STANDARD) -- Overall Stage Results

GBG Open 2010 - Putte Memorial

Printed juni 13, 2010 at 20:04




Stage 10 -- Station 10

| | PTS | TIME | HIT FACTOR | STAGE POINTS | STAGE PERCENT | COMPETITOR # Name |
|---|-----|-------|---------------|-----------------|------------------|---------------------------|
| 1 | 123 | 29,06 | 4,2326 | 150,0000 | 100,00 | 80 Lindfors, Anders 1406 |
| 2 | 146 | 35,07 | 4,1631 | 147,5363 | 98,36 | 34 Linskog, Olle Bas 1613 |
| 3 | 134 | 32,25 | 4,1550 | 147,2505 | 98,17 | 54 Edfeldt, Ivar |
| 4 | 139 | 43,24 | 3,2146 | 113,9229 | 75,95 | 44 Nilsson, Ola 1211 |
| 5 | 150 | 47,89 | 3,1322 | 111,0013 | 74,00 | 106 Björk, Jonas 1753 |

OPEN -- Overall Stage Results

GBG Open 2010 - Putte Memorial

Printed juni 13, 2010 at 20:04




Stage 11 -- Station 11

| | PTS | TIME | HIT FACTOR | STAGE POINTS | STAGE PERCENT | COMPETITOR # Name |
|----|-----|-------|---------------|-----------------|------------------|----------------------------|
| 1 | 41 | 4,42 | 9,2760 | 45,0000 | 100,00 | 4 Lee, Kyrre |
| 2 | 44 | 5,09 | 8,6444 | 41,9359 | 93,19 | 168 Friberg, Glenn 1036 |
| 3 | 43 | 5,12 | 8,3984 | 40,7427 | 90,54 | 59 Skoog, Larstony 538 |
| 4 | 42 | 5,01 | 8,3832 | 40,6689 | 90,38 | 125 Nordberg, Johan 278 |
| 5 | 44 | 5,28 | 8,3333 | 40,4268 | 89,84 | 135 Bäckström, Mats 1462 O |
| 6 | 42 | 5,15 | 8,1553 | 39,5633 | 87,92 | 83 Johanstad, Tåle |
| 7 | 43 | 5,28 | 8,1439 | 39,5080 | 87,80 | 99 Ruohonen, Tony |
| 8 | 43 | 5,43 | 7,9190 | 38,4167 | 85,37 | 94 Sörensen, Karsten |
| 9 | 40 | 5,23 | 7,6482 | 37,1030 | 82,45 | 124 Larning, Bjarne 1191 |
| 10 | 43 | 5,71 | 7,5306 | 36,5328 | 81,18 | 116 Sandås, Frank |
| 11 | 44 | 5,98 | 7,3579 | 35,6946 | 79,32 | 119 Wiel, Elisabeth |
| 12 | 42 | 5,73 | 7,3298 | 35,5587 | 79,02 | 67 Loe, Hans Roger |
| 13 | 41 | 5,65 | 7,2566 | 35,2035 | 78,23 | 81 Solberg, Richard |
| 14 | 37 | 5,11 | 7,2407 | 35,1262 | 78,06 | 61 Hansen, Johan 78 |
| 15 | 40 | 5,64 | 7,0922 | 34,4058 | 76,46 | 134 Larsson, Peter 1518 |
| 16 | 41 | 5,88 | 6,9728 | 33,8265 | 75,17 | 45 Micaelsen, Ola |
| 17 | 42 | 6,03 | 6,9652 | 33,7896 | 75,09 | 107 Sparby, Frank |
| 18 | 43 | 6,38 | 6,7398 | 32,6963 | 72,66 | 62 Schön, Marianne 985 |
| 19 | 45 | 6,74 | 6,6766 | 32,3895 | 71,98 | 91 Jacobsen, Jostein |
| 20 | 42 | 6,49 | 6,4715 | 31,3946 | 69,77 | 85 Glesnes, Kenneth |
| 21 | 39 | 6,05 | 6,4463 | 31,2723 | 69,49 | 26 Kosola, Vesa |
| 22 | 42 | 6,61 | 6,3540 | 30,8247 | 68,50 | 17 Werner, Carl-Erik 1033 |
| 23 | 29 | 4,93 | 5,8824 | 28,5366 | 63,41 | 104 Haugli, Steinar |
| 24 | 44 | 7,71 | 5,7069 | 27,6853 | 61,52 | 138 Forslund, Tony 1511 |
| 25 | 41 | 7,20 | 5,6944 | 27,6250 | 61,39 | 123 Andersson, Robert 720 |
| 26 | 34 | 6,12 | 5,5556 | 26,9512 | 59,89 | 167 Molin, Marcus 1193 |
| 27 | 44 | 8,40 | 5,2381 | 25,4111 | 56,47 | 114 Svendsen, K.B. |
| 28 | 43 | 8,44 | 5,0948 | 24,7159 | 54,92 | 132 Andersson, Robert |
| 29 | 43 | 10,18 | 4,2240 | 20,4914 | 45,54 | 145 Nilsson, Claes |
| 30 | 32 | 7,90 | 4,0506 | 19,6505 | 43,67 | 82 Johansen, Are |
| 31 | 29 | 7,25 | 4,0000 | 19,4049 | 43,12 | 108 Reyes, Johnny |
| 32 | 42 | 10,94 | 3,8391 | 18,6244 | 41,39 | 90 Christiansen, Anders |
| 33 | 43 | 11,90 | 3,6134 | 17,5296 | 38,95 | 156 Ståhl, David 1638 |
| 34 | 44 | 12,29 | 3,5801 | 17,3681 | 38,60 | 152 Persson, Ola |
| 35 | 40 | 11,20 | 3,5714 | 17,3258 | 38,50 | 47 Eliassen, Trond |
| 36 | 29 | 13,52 | 2,1450 | 10,4057 | 23,12 | 101 Johansson, Tore 874 |

STANDARD -- Overall Stage Results

GBG Open 2010 - Putte Memorial

Printed juni 13, 2010 at 20:04




Stage 11 -- Station 11

| | PTS | TIME | HIT FACTOR | STAGE POINTS | STAGE PERCENT | COMPETITOR # Name | |
|----|-----|-------|---------------|-----------------|------------------|--------------------------|------|
| 1 | 44 | 5,68 | 7,7465 | 45,0000 | 100,00 | 8 Dahlman, Roland | 1297 |
| 2 | 41 | 5,64 | 7,2695 | 42,2292 | 93,84 | 37 Lundberg, Klas | 947 |
| 3 | 40 | 5,89 | 6,7912 | 39,4505 | 87,67 | 150 Östling, Mikael | 1546 |
| 4 | 40 | 6,22 | 6,4309 | 37,3575 | 83,02 | 38 Lundberg, Sven | 948 |
| 5 | 40 | 6,29 | 6,3593 | 36,9418 | 82,09 | 112 Marjoniemi, Esa | |
| 6 | 42 | 6,88 | 6,1047 | 35,4625 | 78,81 | 12 Schieck, Peter | |
| 7 | 41 | 6,89 | 5,9507 | 34,5679 | 76,82 | 53 Kastell, Peter | |
| 8 | 40 | 6,90 | 5,7971 | 33,6759 | 74,84 | 136 Holmberg, Daniel | |
| 9 | 41 | 7,24 | 5,6630 | 32,8968 | 73,10 | 126 Sandberg, Jens | |
| 10 | 41 | 7,79 | 5,2632 | 30,5742 | 67,94 | 118 Nakling, Hilde | |
| 11 | 44 | 8,40 | 5,2381 | 30,4286 | 67,62 | 68 Persson, John | 1468 |
| 12 | 43 | 8,63 | 4,9826 | 28,9445 | 64,32 | 93 Rudensten, Joakim | 528 |
| 13 | 41 | 8,39 | 4,8868 | 28,3877 | 63,08 | 166 Andersen, Peter Munk | |
| 14 | 35 | 7,39 | 4,7361 | 27,5126 | 61,14 | 70 Sjöholm, Hans-Erik | 344 |
| 15 | 37 | 8,45 | 4,3787 | 25,4363 | 56,53 | 146 Andersson, Christer | 1517 |
| 16 | 44 | 11,06 | 3,9783 | 23,1103 | 51,36 | 155 Swanmark, Johan | |
| 17 | 43 | 11,51 | 3,7359 | 21,7021 | 48,23 | 55 Edfeldt, Kattis | 933 |
| 18 | 24 | 6,59 | 3,6419 | 21,1560 | 47,01 | 3 Miklaheim, Fredrik | 827 |
| 19 | 33 | 9,34 | 3,5332 | 20,5246 | 45,61 | 162 Persson, Gustav | |
| 20 | 23 | 7,67 | 2,9987 | 17,4197 | 38,71 | 2 Rosenblad, Jari | |
| 21 | 43 | 15,03 | 2,8609 | 16,6195 | 36,93 | 97 Olander, Micke | 1124 |
| 22 | 28 | 10,19 | 2,7478 | 15,9622 | 35,47 | 10 Parasidis, Matheos | 1422 |
| 23 | 40 | 15,40 | 2,5974 | 15,0885 | 33,53 | 98 Basic, Susan | 1287 |
| 24 | 35 | 13,79 | 2,5381 | 14,7439 | 32,76 | 32 Jansson, Henrik | 1602 |
| 25 | 14 | 12,51 | 1,1191 | 6,5010 | 14,45 | 144 Söderén, Lars-Erik | 1642 |
| 26 | 8 | 11,54 | 0,6932 | 4,0271 | 8,95 | 151 Arabäck, Niklas | |
| 27 | 5 | 9,70 | 0,5155 | 2,9944 | 6,65 | 56 Edfeldt, Vincent | |
| 28 | 0 | 8,03 | 0,0000 | 0,0000 | 0,00 | 117 Kråkö, Lene | |
| 29 | 0 | 17,25 | 0,0000 | 0,0000 | 0,00 | 158 Kilén, Teresa | |

PRODUCTION -- Overall Stage Results

GBG Open 2010 - Putte Memorial

Printed juni 13, 2010 at 20:04




Stage 11 -- Station 11

| | PTS | TIME | HIT FACTOR | STAGE POINTS | STAGE PERCENT | COMPETITOR # Name |
|----|-----|-------|---------------|-----------------|------------------|-----------------------------|
| 1 | 45 | 5,23 | 8,6042 | 45,0000 | 100,00 | 131 Rasmussen, Per-Ola 1194 |
| 2 | 43 | 5,48 | 7,8467 | 41,0383 | 91,20 | 33 Ekstedt, Stefan 215 |
| 3 | 43 | 5,81 | 7,4010 | 38,7074 | 86,02 | 50 Strengnes, Odd |
| 4 | 41 | 5,69 | 7,2056 | 37,6854 | 83,75 | 121 Hagemann, Lars |
| 5 | 43 | 5,97 | 7,2027 | 37,6700 | 83,71 | 141 Gyllenberg, Rasmus 1355 |
| 6 | 45 | 6,42 | 7,0093 | 36,6589 | 81,46 | 120 Johansson, Mikael 1279 |
| 7 | 39 | 5,59 | 6,9767 | 36,4884 | 81,09 | 31 Karp, Roger |
| 8 | 39 | 5,60 | 6,9643 | 36,4232 | 80,94 | 69 Rømer, Jack |
| 9 | 43 | 6,23 | 6,9021 | 36,0979 | 80,22 | 92 Berntsson, Henrik |
| 10 | 43 | 6,31 | 6,8146 | 35,6403 | 79,20 | 21 Wildemo, Fredrik 1101 |
| 11 | 41 | 6,04 | 6,7881 | 35,5017 | 78,89 | 20 Säkki, Kristian 1273 |
| 12 | 41 | 6,09 | 6,7323 | 35,2102 | 78,24 | 137 Johannesson, Stefan 288 |
| 13 | 41 | 6,15 | 6,6667 | 34,8667 | 77,48 | 66 Lutcherath, Øystein |
| 14 | 43 | 6,64 | 6,4759 | 33,8690 | 75,26 | 102 Jacobsson, Fredrik |
| 15 | 43 | 6,71 | 6,4083 | 33,5157 | 74,48 | 51 Kvarsnes, Hans Petter |
| 16 | 35 | 5,74 | 6,0976 | 31,8902 | 70,87 | 23 Svedberg, Peter 431 |
| 17 | 41 | 6,73 | 6,0921 | 31,8618 | 70,80 | 95 Davis, Peter |
| 18 | 39 | 6,77 | 5,7607 | 30,1285 | 66,95 | 77 Karlsson, Peter 1264 |
| 19 | 41 | 7,14 | 5,7423 | 30,0322 | 66,74 | 14 Larsen, Søren W |
| 20 | 37 | 6,46 | 5,7276 | 29,9551 | 66,57 | 153 Nilsson, Jörgen |
| 21 | 41 | 7,27 | 5,6396 | 29,4952 | 65,54 | 49 Ström, Simen Meyenberg |
| 22 | 37 | 6,57 | 5,6317 | 29,4536 | 65,45 | 27 Rönqvist, Mickael |
| 23 | 39 | 6,93 | 5,6277 | 29,4329 | 65,41 | 29 Schiefke, Gerhard |
| 24 | 43 | 7,77 | 5,5341 | 28,9434 | 64,32 | 65 Jensen, Christian D |
| 25 | 43 | 7,93 | 5,4224 | 28,3594 | 63,02 | 165 Hansen, Gert E |
| 26 | 43 | 7,96 | 5,4020 | 28,2525 | 62,78 | 142 Wendelklint, Tony 1553 |
| 27 | 43 | 8,16 | 5,2696 | 27,5601 | 61,24 | 63 Heidelberg, Carsten |
| 28 | 33 | 6,33 | 5,2133 | 27,2654 | 60,59 | 148 Marklund, Tord 1672 |
| 29 | 41 | 7,91 | 5,1833 | 27,1087 | 60,24 | 13 Luckman, Rasmus 1588 |
| 30 | 41 | 8,07 | 5,0805 | 26,5713 | 59,05 | 58 Andersson, Jörgen 775 |
| 31 | 45 | 8,95 | 5,0279 | 26,2961 | 58,44 | 72 Ahlbeck, Johan |
| 32 | 33 | 6,57 | 5,0228 | 26,2694 | 58,38 | 111 Mckeown, Timo |
| 33 | 35 | 6,97 | 5,0215 | 26,2626 | 58,36 | 52 Nousiainen, Lauri |
| 34 | 43 | 8,74 | 4,9199 | 25,7311 | 57,18 | 64 Markgren, Mikael 1471 |
| 35 | 41 | 8,43 | 4,8636 | 25,4365 | 56,53 | 7 Appelkvist, Magnus 1435 |
| 36 | 39 | 8,08 | 4,8267 | 25,2438 | 56,10 | 147 Friberg, Johan |
| 37 | 39 | 8,26 | 4,7215 | 24,6937 | 54,87 | 60 Saxhøj, Ulrik |
| 38 | 31 | 6,57 | 4,7184 | 24,6773 | 54,84 | 6 Klöv, Morten |
| 39 | 41 | 8,71 | 4,7072 | 24,6188 | 54,71 | 76 Forsling, Per 987 |
| 40 | 43 | 9,33 | 4,6088 | 24,1040 | 53,56 | 100 Svensson, Tobias |
| 41 | 39 | 8,85 | 4,4068 | 23,0475 | 51,22 | 79 Landin, Peter 1655 |
| 42 | 35 | 8,03 | 4,3587 | 22,7958 | 50,66 | 36 Nilsson, Tomas 1716 |
| 43 | 45 | 10,40 | 4,3269 | 22,6298 | 50,29 | 110 Franzen, Anders 1671 |
| 44 | 35 | 8,12 | 4,3103 | 22,5431 | 50,10 | 103 Plantin, Fredrik |
| 45 | 41 | 9,53 | 4,3022 | 22,5005 | 50,00 | 42 Nordlund, Thomas |
| 46 | 39 | 9,28 | 4,2026 | 21,9795 | 48,84 | 1 Hildonen, Knut-Inge |

PRODUCTION -- Overall Stage Results

GBG Open 2010 - Putte Memorial

Printed juni 13, 2010 at 20:04




Stage 11 -- Station 11

| | PTS | TIME | HIT FACTOR | STAGE POINTS | STAGE PERCENT | COMPETITOR # Name |
|----|-----|-------|---------------|-----------------|------------------|-----------------------------|
| 47 | 35 | 8,48 | 4,1274 | 21,5861 | 47,97 | 159 Kilén, Lars |
| 48 | 39 | 9,88 | 3,9474 | 20,6447 | 45,88 | 96 Erni, Martin |
| 49 | 37 | 9,47 | 3,9071 | 20,4340 | 45,41 | 35 Hellström, Tomas 1636 |
| 50 | 33 | 8,58 | 3,8462 | 20,1154 | 44,70 | 71 Lauritzen, Lars |
| 51 | 43 | 11,28 | 3,8121 | 19,9371 | 44,30 | 48 Johansson, Peter |
| 52 | 33 | 8,75 | 3,7714 | 19,7246 | 43,83 | 122 Andersson, Jörgen K |
| 53 | 43 | 11,43 | 3,7620 | 19,6754 | 43,72 | 143 Dahl, Bengt |
| 54 | 43 | 11,67 | 3,6847 | 19,2708 | 42,82 | 115 Rigtrup, Jørgen |
| 55 | 31 | 8,45 | 3,6686 | 19,1870 | 42,64 | 133 Wennerbom, Anders 1519 |
| 56 | 33 | 9,09 | 3,6304 | 18,9868 | 42,19 | 40 Oskarsson, Tina 1677 |
| 57 | 41 | 11,37 | 3,6060 | 18,8593 | 41,91 | 130 Andersson, Magnus Texas |
| 58 | 35 | 9,79 | 3,5751 | 18,6977 | 41,55 | 161 Fransson, Andreas |
| 59 | 37 | 10,61 | 3,4873 | 18,2385 | 40,53 | 163 Johansson, Daniel |
| 60 | 35 | 10,06 | 3,4791 | 18,1958 | 40,44 | 78 Vuolevi, Tommi |
| 61 | 39 | 13,04 | 2,9908 | 15,6419 | 34,76 | 88 Samuelsson, Weine 1703 |
| 62 | 24 | 8,40 | 2,8571 | 14,9429 | 33,21 | 105 Bakken, Jorn |
| 63 | 21 | 8,19 | 2,5641 | 13,4103 | 29,80 | 140 Christensen, Nicklas |
| 64 | 41 | 16,04 | 2,5561 | 13,3685 | 29,71 | 127 Dohmen, Sofia |
| 65 | 16 | 6,75 | 2,3704 | 12,3970 | 27,55 | 129 Lundström, Magnus |
| 66 | 13 | 5,72 | 2,2727 | 11,8864 | 26,41 | 84 Stangvik, Kent 1244 |
| 67 | 29 | 13,20 | 2,1970 | 11,4902 | 25,53 | 87 Berg, Yvonne 1319 |
| 68 | 31 | 14,18 | 2,1862 | 11,4337 | 25,41 | 157 Bäckström, Odd |
| 69 | 14 | 7,06 | 1,9830 | 10,3711 | 23,05 | 18 Hjelm, Tommy 634 |
| 70 | 29 | 14,69 | 1,9741 | 10,3247 | 22,94 | 30 Johansson, Uno 1201 |
| 71 | 37 | 18,97 | 1,9504 | 10,2008 | 22,67 | 149 Lindström, Angelica |
| 72 | 18 | 10,33 | 1,7425 | 9,1133 | 20,25 | 9 Johansson, Håkan |
| 73 | 23 | 14,66 | 1,5689 | 8,2053 | 18,23 | 75 Owe, Geir |
| 74 | 18 | 12,13 | 1,4839 | 7,7609 | 17,25 | 128 Larsson, Ulf |
| 75 | 24 | 16,49 | 1,4554 | 7,6119 | 16,92 | 113 Westerlund, Roger 1697 |
| 76 | 15 | 12,78 | 1,1737 | 6,1385 | 13,64 | 154 Hessling, Per-Erik |
| 77 | 3 | 7,08 | 0,4237 | 2,2161 | 4,92 | 139 Karlsson, Mats 1624 |
| 78 | 4 | 12,73 | 0,3142 | 1,6434 | 3,65 | 74 Roos, Gunnar |
| 79 | 0 | 5,79 | 0,0000 | 0,0000 | 0,00 | 5 Norman, Cathrine |

REVOLVER (STANDARD) -- Overall Stage Results

GBG Open 2010 - Putte Memorial

Printed juni 13, 2010 at 20:04




Stage 11 -- Station 11

| | PTS | TIME | HIT FACTOR | STAGE POINTS | STAGE PERCENT | COMPETITOR # Name |
|---|-----|-------|---------------|-----------------|------------------|---------------------------|
| 1 | 44 | 11,35 | 3,8767 | 45,0000 | 100,00 | 34 Linskog, Olle Bas 1613 |
| 2 | 37 | 10,90 | 3,3945 | 39,4031 | 87,56 | 80 Lindfors, Anders 1406 |
| 3 | 41 | 12,16 | 3,3717 | 39,1387 | 86,97 | 54 Edfeldt, Ivar |
| 4 | 41 | 14,59 | 2,8101 | 32,6200 | 72,49 | 106 Björk, Jonas 1753 |
| 5 | 40 | 14,78 | 2,7064 | 31,4153 | 69,81 | 44 Nilsson, Ola 1211 |

OPEN -- Overall Stage Results

GBG Open 2010 - Putte Memorial

Printed juni 13, 2010 at 20:04




Stage 12 -- Station 12

| | PTS | TIME | HIT FACTOR | STAGE POINTS | STAGE PERCENT | COMPETITOR # Name | |
|----|-----|-------|---------------|-----------------|------------------|-------------------------|--------|
| 1 | 91 | 9,57 | 9,5089 | 95,0000 | 100,00 | 61 Hansen, Johan | 78 |
| 2 | 94 | 10,15 | 9,2611 | 92,5243 | 97,39 | 59 Skoog, Larstony | 538 |
| 3 | 93 | 10,61 | 8,7653 | 87,5713 | 92,18 | 81 Solberg, Richard | |
| 4 | 91 | 10,47 | 8,6915 | 86,8338 | 91,40 | 99 Ruohonen, Tony | |
| 5 | 93 | 11,32 | 8,2155 | 82,0787 | 86,40 | 123 Andersson, Robert | 720 |
| 6 | 93 | 11,41 | 8,1507 | 81,4313 | 85,72 | 83 Johanstad, Tåle | |
| 7 | 85 | 10,79 | 7,8777 | 78,7031 | 82,85 | 45 Micaelsen, Ola | |
| 8 | 93 | 11,87 | 7,8349 | 78,2756 | 82,40 | 119 Wiel, Elisabeth | |
| 9 | 92 | 11,87 | 7,7506 | 77,4339 | 81,51 | 94 Sörensen, Karsten | |
| 10 | 93 | 12,14 | 7,6606 | 76,5347 | 80,56 | 108 Reyes, Johnny | |
| 11 | 94 | 12,36 | 7,6052 | 75,9807 | 79,98 | 91 Jacobsen, Jostein | |
| 12 | 88 | 11,58 | 7,5993 | 75,9221 | 79,92 | 26 Kosola, Vesa | |
| 13 | 78 | 10,27 | 7,5949 | 75,8784 | 79,87 | 4 Lee, Kyrre | |
| 14 | 94 | 12,59 | 7,4662 | 74,5927 | 78,52 | 82 Johansen, Are | |
| 15 | 88 | 11,81 | 7,4513 | 74,4435 | 78,36 | 168 Friberg, Glenn | 1036 |
| 16 | 77 | 10,34 | 7,4468 | 74,3985 | 78,31 | 135 Bäckström, Mats | 1462 O |
| 17 | 90 | 12,12 | 7,4257 | 74,1881 | 78,09 | 134 Larsson, Peter | 1518 |
| 18 | 93 | 13,34 | 6,9715 | 69,6500 | 73,32 | 90 Christiansen, Anders | |
| 19 | 73 | 10,56 | 6,9129 | 69,0642 | 72,70 | 67 Loe, Hans Roger | |
| 20 | 95 | 13,96 | 6,8052 | 67,9880 | 71,57 | 124 Larning, Bjarne | 1191 |
| 21 | 79 | 12,26 | 6,4437 | 64,3770 | 67,77 | 116 Sandås, Frank | |
| 22 | 62 | 9,68 | 6,4050 | 63,9898 | 67,36 | 104 Haugli, Steinar | |
| 23 | 85 | 13,52 | 6,2870 | 62,8111 | 66,12 | 132 Andersson, Robert | |
| 24 | 75 | 12,67 | 5,9195 | 59,1397 | 62,25 | 62 Schön, Marianne | 985 |
| 25 | 88 | 15,12 | 5,8201 | 58,1467 | 61,21 | 17 Werner, Carl-Erik | 1033 |
| 26 | 93 | 16,10 | 5,7764 | 57,7100 | 60,75 | 167 Molin, Marcus | 1193 |
| 27 | 75 | 14,14 | 5,3041 | 52,9915 | 55,78 | 107 Sparby, Frank | |
| 28 | 66 | 12,71 | 5,1928 | 51,8791 | 54,61 | 47 Eliassen, Trond | |
| 29 | 76 | 14,80 | 5,1351 | 51,3034 | 54,00 | 125 Nordberg, Johan | 278 |
| 30 | 92 | 19,58 | 4,6987 | 46,9428 | 49,41 | 85 Glesnes, Kenneth | |
| 31 | 68 | 15,75 | 4,3175 | 43,1343 | 45,40 | 138 Forslund, Tony | 1511 |
| 32 | 87 | 21,25 | 4,0941 | 40,9029 | 43,06 | 152 Persson, Ola | |
| 33 | 67 | 16,58 | 4,0410 | 40,3724 | 42,50 | 156 Ståhl, David | 1638 |
| 34 | 66 | 17,75 | 3,7183 | 37,1484 | 39,10 | 145 Nilsson, Claes | |
| 35 | 92 | 29,67 | 3,1008 | 30,9788 | 32,61 | 114 Svendsen, K.B. | |
| 36 | 0 | 11,57 | 0,0000 | 0,0000 | 0,00 | 101 Johansson, Tore | 874 |

STANDARD -- Overall Stage Results

GBG Open 2010 - Putte Memorial

Printed juni 13, 2010 at 20:04



Stage 12 -- Station 12

| | PTS | TIME | HIT FACTOR | STAGE POINTS | STAGE PERCENT | COMPETITOR # Name |
|----|-----|-------|---------------|-----------------|------------------|------------------------------|
| 1 | 92 | 10,79 | 8,5264 | 95,0000 | 100,00 | 150 Östling, Mikael 1546 |
| 2 | 90 | 12,53 | 7,1828 | 80,0292 | 84,24 | 8 Dahlman, Roland 1297 |
| 3 | 94 | 13,20 | 7,1212 | 79,3435 | 83,52 | 112 Marjoniemi, Esa |
| 4 | 94 | 15,05 | 6,2458 | 69,5903 | 73,25 | 38 Lundberg, Sven 948 |
| 5 | 90 | 14,95 | 6,0201 | 67,0747 | 70,60 | 37 Lundberg, Klas 947 |
| 6 | 88 | 14,94 | 5,8902 | 65,6280 | 69,08 | 12 Schieck, Peter |
| 7 | 90 | 15,34 | 5,8670 | 65,3694 | 68,81 | 53 Kastell, Peter |
| 8 | 89 | 16,52 | 5,3874 | 60,0257 | 63,18 | 118 Nakling, Hilde |
| 9 | 86 | 16,83 | 5,1099 | 56,9340 | 59,93 | 10 Parasidis, Matheos 1422 |
| 10 | 90 | 17,68 | 5,0905 | 56,7176 | 59,70 | 155 Swanmark, Johan |
| 11 | 88 | 17,63 | 4,9915 | 55,6144 | 58,54 | 117 Kråkø, Lene |
| 12 | 91 | 18,57 | 4,9004 | 54,5993 | 57,47 | 146 Andersson, Christer 1517 |
| 13 | 75 | 15,80 | 4,7468 | 52,8885 | 55,67 | 151 Arabäck, Niklas |
| 14 | 76 | 16,13 | 4,7117 | 52,4972 | 55,26 | 2 Rosenblad, Jari |
| 15 | 93 | 21,27 | 4,3724 | 48,7161 | 51,28 | 166 Andersen, Peter Munk |
| 16 | 70 | 17,11 | 4,0912 | 45,5832 | 47,98 | 70 Sjöholm, Hans-Erik 344 |
| 17 | 72 | 18,63 | 3,8647 | 43,0603 | 45,33 | 126 Sandberg, Jens |
| 18 | 72 | 18,90 | 3,8095 | 42,4451 | 44,68 | 136 Holmberg, Daniel |
| 19 | 65 | 17,24 | 3,7703 | 42,0081 | 44,22 | 97 Olander, Micke 1124 |
| 20 | 70 | 20,08 | 3,4861 | 38,8411 | 40,89 | 56 Edfeldt, Vincent |
| 21 | 60 | 17,56 | 3,4169 | 38,0701 | 40,07 | 162 Persson, Gustav |
| 22 | 58 | 18,01 | 3,2204 | 35,8816 | 37,77 | 93 Rudensten, Joakim 528 |
| 23 | 68 | 21,83 | 3,1150 | 34,7066 | 36,53 | 3 Miklaheim, Fredrik 827 |
| 24 | 75 | 29,52 | 2,5407 | 28,3075 | 29,80 | 55 Edfeldt, Kattis 933 |
| 25 | 64 | 26,30 | 2,4335 | 27,1132 | 28,54 | 68 Persson, John 1468 |
| 26 | 68 | 28,89 | 2,3538 | 26,2252 | 27,61 | 32 Jansson, Henrik 1602 |
| 27 | 80 | 35,07 | 2,2812 | 25,4163 | 26,75 | 144 Söderén, Lars-Erik 1642 |
| 28 | 77 | 38,73 | 1,9881 | 22,1514 | 23,32 | 98 Basic, Susan 1287 |
| 29 | 15 | 61,64 | 0,2433 | 2,7114 | 2,85 | 158 Kilén, Teresa |

PRODUCTION -- Overall Stage Results

GBG Open 2010 - Putte Memorial

Printed juni 13, 2010 at 20:04




Stage 12 -- Station 12

| | PTS | TIME | HIT FACTOR | STAGE POINTS | STAGE PERCENT | COMPETITOR # Name |
|----|-----|-------|---------------|-----------------|------------------|-----------------------------|
| 1 | 91 | 11,74 | 7,7513 | 95,0000 | 100,00 | 111 Mckeown, Timo |
| 2 | 89 | 11,49 | 7,7459 | 94,9337 | 99,93 | 52 Nousiainen, Lauri |
| 3 | 89 | 12,05 | 7,3859 | 90,5218 | 95,29 | 141 Gyllenberg, Rasmus 1355 |
| 4 | 87 | 12,31 | 7,0674 | 86,6187 | 91,18 | 51 Kvarsnes, Hans Petter |
| 5 | 91 | 12,98 | 7,0108 | 85,9245 | 90,45 | 84 Stangvik, Kent 1244 |
| 6 | 89 | 12,78 | 6,9640 | 85,3512 | 89,84 | 21 Wildemo, Fredrik 1101 |
| 7 | 91 | 13,18 | 6,9044 | 84,6206 | 89,07 | 58 Andersson, Jörgen 775 |
| 8 | 85 | 12,50 | 6,8000 | 83,3411 | 87,73 | 6 Klöv, Morten |
| 9 | 95 | 14,41 | 6,5926 | 80,7997 | 85,05 | 66 Lutcherath, Øystein |
| 10 | 91 | 14,03 | 6,4861 | 79,4939 | 83,68 | 121 Hagemann, Lars |
| 11 | 93 | 14,42 | 6,4494 | 79,0438 | 83,20 | 18 Hjelm, Tommy 634 |
| 12 | 89 | 14,06 | 6,3300 | 77,5809 | 81,66 | 7 Appelvist, Magnus 1435 |
| 13 | 93 | 14,98 | 6,2083 | 76,0889 | 80,09 | 92 Berntsson, Henrik |
| 14 | 72 | 12,01 | 5,9950 | 73,4750 | 77,34 | 50 Strengnes, Odd |
| 15 | 91 | 15,86 | 5,7377 | 70,3216 | 74,02 | 102 Jacobsson, Fredrik |
| 16 | 89 | 15,60 | 5,7051 | 69,9223 | 73,60 | 131 Rasmussen, Per-Ola 1194 |
| 17 | 91 | 16,17 | 5,6277 | 68,9734 | 72,60 | 77 Karlsson, Peter 1264 |
| 18 | 68 | 12,42 | 5,4750 | 67,1023 | 70,63 | 23 Svedberg, Peter 431 |
| 19 | 85 | 15,61 | 5,4452 | 66,7369 | 70,25 | 69 Rømer, Jack |
| 20 | 87 | 16,18 | 5,3770 | 65,9009 | 69,37 | 139 Karlsson, Mats 1624 |
| 21 | 68 | 12,82 | 5,3042 | 65,0087 | 68,43 | 33 Ekstedt, Stefan 215 |
| 22 | 89 | 16,94 | 5,2538 | 64,3913 | 67,78 | 27 Rönnqvist, Mickael |
| 23 | 89 | 17,11 | 5,2016 | 63,7515 | 67,11 | 13 Luckman, Rasmus 1588 |
| 24 | 93 | 17,96 | 5,1782 | 63,4639 | 66,80 | 76 Forsling, Per 987 |
| 25 | 85 | 16,77 | 5,0686 | 62,1207 | 65,39 | 153 Nilsson, Jörgen |
| 26 | 70 | 13,95 | 5,0179 | 61,4999 | 64,74 | 5 Norman, Cathrine |
| 27 | 89 | 17,76 | 5,0113 | 61,4182 | 64,65 | 79 Landin, Peter 1655 |
| 28 | 91 | 18,50 | 4,9189 | 60,2865 | 63,46 | 137 Johannesson, Stefan 288 |
| 29 | 89 | 18,31 | 4,8607 | 59,5733 | 62,71 | 42 Nordlund, Thomas |
| 30 | 74 | 15,39 | 4,8083 | 58,9310 | 62,03 | 65 Jensen, Christian D |
| 31 | 89 | 18,66 | 4,7696 | 58,4559 | 61,53 | 63 Heidelbach, Carsten |
| 32 | 91 | 19,23 | 4,7322 | 57,9979 | 61,05 | 14 Larsen, Søren W |
| 33 | 68 | 14,56 | 4,6703 | 57,2398 | 60,25 | 20 Säkki, Kristian 1273 |
| 34 | 64 | 13,90 | 4,6043 | 56,4307 | 59,40 | 31 Karp, Roger |
| 35 | 83 | 18,38 | 4,5158 | 55,3456 | 58,26 | 110 Franzen, Anders 1671 |
| 36 | 91 | 20,35 | 4,4717 | 54,8059 | 57,69 | 48 Johansson, Peter |
| 37 | 70 | 15,71 | 4,4558 | 54,6100 | 57,48 | 95 Davis, Peter |
| 38 | 85 | 19,11 | 4,4479 | 54,5141 | 57,38 | 9 Johansson, Håkan |
| 39 | 89 | 20,14 | 4,4191 | 54,1603 | 57,01 | 120 Johansson, Mikael 1279 |
| 40 | 89 | 20,49 | 4,3436 | 53,2351 | 56,04 | 60 Saxhøj, Ulrik |
| 41 | 78 | 18,15 | 4,2975 | 52,6706 | 55,44 | 105 Bakken, Jorn |
| 42 | 72 | 16,78 | 4,2908 | 52,5885 | 55,36 | 29 Schiefke, Gerhard |
| 43 | 83 | 19,41 | 4,2761 | 52,4086 | 55,17 | 40 Oskarsson, Tina 1677 |
| 44 | 87 | 20,61 | 4,2213 | 51,7359 | 54,46 | 96 Erni, Martin |
| 45 | 89 | 21,11 | 4,2160 | 51,6716 | 54,39 | 130 Andersson, Magnus Texas |
| 46 | 87 | 21,11 | 4,1213 | 50,5105 | 53,17 | 142 Wendelklint, Tony 1553 |

PRODUCTION -- Overall Stage Results

GBG Open 2010 - Putte Memorial

Printed juni 13, 2010 at 20:04




Stage 12 -- Station 12

| | PTS | TIME | HIT FACTOR | STAGE POINTS | STAGE PERCENT | COMPETITOR # Name |
|----|-----|-------|---------------|-----------------|------------------|----------------------------|
| 47 | 87 | 21,14 | 4,1154 | 50,4388 | 53,09 | 165 Hansen, Gert E |
| 48 | 81 | 19,76 | 4,0992 | 50,2399 | 52,88 | 115 Rigtrup, Jørgen |
| 49 | 93 | 23,08 | 4,0295 | 49,3853 | 51,98 | 100 Svensson, Tobias |
| 50 | 89 | 22,19 | 4,0108 | 49,1567 | 51,74 | 133 Wennerbom, Anders 1519 |
| 51 | 89 | 23,29 | 3,8214 | 46,8350 | 49,30 | 140 Christensen, Nicklas |
| 52 | 68 | 17,85 | 3,8095 | 46,6897 | 49,15 | 148 Marklund, Tord 1672 |
| 53 | 83 | 21,80 | 3,8073 | 46,6629 | 49,12 | 30 Johansson, Uno 1201 |
| 54 | 72 | 20,15 | 3,5732 | 43,7933 | 46,10 | 163 Johansson, Daniel |
| 55 | 85 | 23,98 | 3,5446 | 43,4430 | 45,73 | 78 Vuolevi, Tommi |
| 56 | 64 | 18,48 | 3,4632 | 42,4452 | 44,68 | 71 Lauritzen, Lars |
| 57 | 74 | 22,90 | 3,2314 | 39,6047 | 41,69 | 1 Hildonen, Knut-Inge |
| 58 | 91 | 28,37 | 3,2076 | 39,3127 | 41,38 | 154 Hessling, Per-Erik |
| 59 | 72 | 22,90 | 3,1441 | 38,5343 | 40,56 | 103 Plantin, Fredrik |
| 60 | 72 | 23,13 | 3,1128 | 38,1511 | 40,16 | 74 Roos, Gunnar |
| 61 | 72 | 23,17 | 3,1075 | 38,0852 | 40,09 | 161 Fransson, Andreas |
| 62 | 89 | 28,85 | 3,0849 | 37,8089 | 39,80 | 149 Lindström, Angelica |
| 63 | 95 | 33,00 | 2,8788 | 35,2826 | 37,14 | 157 Bäckström, Odd |
| 64 | 53 | 18,54 | 2,8587 | 35,0362 | 36,88 | 64 Markgren, Mikael 1471 |
| 65 | 62 | 21,73 | 2,8532 | 34,9689 | 36,81 | 122 Andersson, Jörgen K |
| 66 | 64 | 23,40 | 2,7350 | 33,5208 | 35,29 | 35 Hellström, Tomas 1636 |
| 67 | 40 | 15,03 | 2,6613 | 32,6175 | 34,33 | 49 Ström, Simen Meyenberg |
| 68 | 70 | 26,55 | 2,6365 | 32,3135 | 34,01 | 113 Westerlund, Roger 1697 |
| 69 | 70 | 26,68 | 2,6237 | 32,1560 | 33,85 | 72 Ahlbeck, Johan |
| 70 | 57 | 21,93 | 2,5992 | 31,8557 | 33,53 | 75 Owe, Geir |
| 71 | 42 | 19,65 | 2,1374 | 26,1961 | 27,57 | 129 Lundström, Magnus |
| 72 | 70 | 34,57 | 2,0249 | 24,8170 | 26,12 | 87 Berg, Yvonne 1319 |
| 73 | 38 | 20,16 | 1,8849 | 23,1017 | 24,32 | 128 Larsson, Ulf |
| 74 | 53 | 29,45 | 1,7997 | 22,0567 | 23,22 | 143 Dahl, Bengt |
| 75 | 24 | 14,62 | 1,6416 | 20,1194 | 21,18 | 147 Friberg, Johan |
| 76 | 61 | 40,34 | 1,5121 | 18,5329 | 19,51 | 88 Samuelsson, Weine 1703 |
| 77 | 70 | 57,20 | 1,2238 | 14,9987 | 15,79 | 127 Dohmen, Sofia |
| 78 | 23 | 20,52 | 1,1209 | 13,7373 | 14,46 | 159 Kilén, Lars |
| 79 | 13 | 18,99 | 0,6846 | 8,3901 | 8,83 | 36 Nilsson, Tomas 1716 |

REVOLVER (STANDARD) -- Overall Stage Results

GBG Open 2010 - Putte Memorial

Printed juni 13, 2010 at 20:04



Stage 12 -- Station 12

| | PTS | TIME | HIT FACTOR | STAGE POINTS | STAGE PERCENT | COMPETITOR # Name |
|---|-----|-------|---------------|-----------------|------------------|---------------------------|
| 1 | 85 | 21,58 | 3,9388 | 95,0000 | 100,00 | 54 Edfeldt, Ivar |
| 2 | 94 | 25,93 | 3,6251 | 87,4342 | 92,04 | 34 Linskog, Olle Bas 1613 |
| 3 | 90 | 26,53 | 3,3924 | 81,8204 | 86,13 | 80 Lindfors, Anders 1406 |
| 4 | 91 | 27,11 | 3,3567 | 80,9595 | 85,22 | 44 Nilsson, Ola 1211 |
| 5 | 94 | 37,62 | 2,4987 | 60,2650 | 63,44 | 106 Björk, Jonas 1753 |



Disqualified Shooters

No. Name

| | | |
|-----|--------------------------|------|
| 24 | Thorstensen, Christopher | |
| 160 | Hansson, Johan | |
| 164 | Ingmansson, Hans | 1183 |